

Wkładki topikowe D0 400V AC gR

Typ: D01-D02

Charakterystyka: gR

Prąd znamionowy: 2-63A

Napięcie znamionowe: 400V AC i 250V DC

Zwarciova zdolność wyłączenia: 50kA AC i 8 kA DC

Budowa: Korpus ze steatyty,
styki miedziane srebrzone,
bez zawartości Cd i Pb



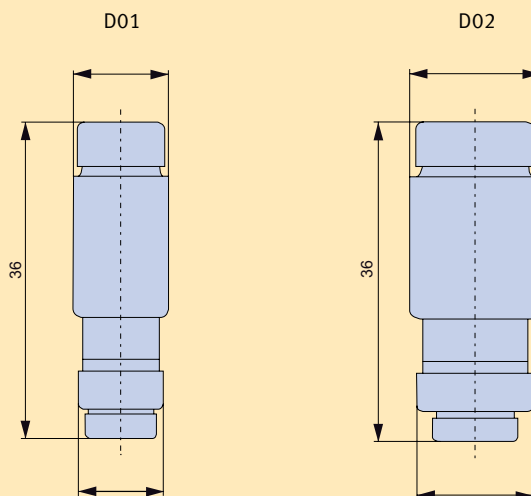
Wkładki topikowe gR 400V AC

U_n	Wielkość	I_n [A]	Całk. Joule'a wyłączenia I^2t [A ² s]	Straty mocy P_n [W]	Opakowanie	Typ	Nr artykułu
400V	D01	2	6,3	2,3	10	GRD01/2	D0700901
		4	13	3,1		GRD01/4	D0701201
		6	20	4,0		GRD01/6	D0701401
		10	65	4,2		GRD01/10	D0701701
		16	200	5,3		GRD01/16	D0702201
	D02	20	275	8,0	10	GRD02/20	D0702402
		25	480	9,0		GRD02/25	D0702602
		35	1000	10,0		GRD02/35	D0703102
		50	1800	15,0		GRD02/50	D0703502
		63	2500	17,0		GRD02/63	D0703802

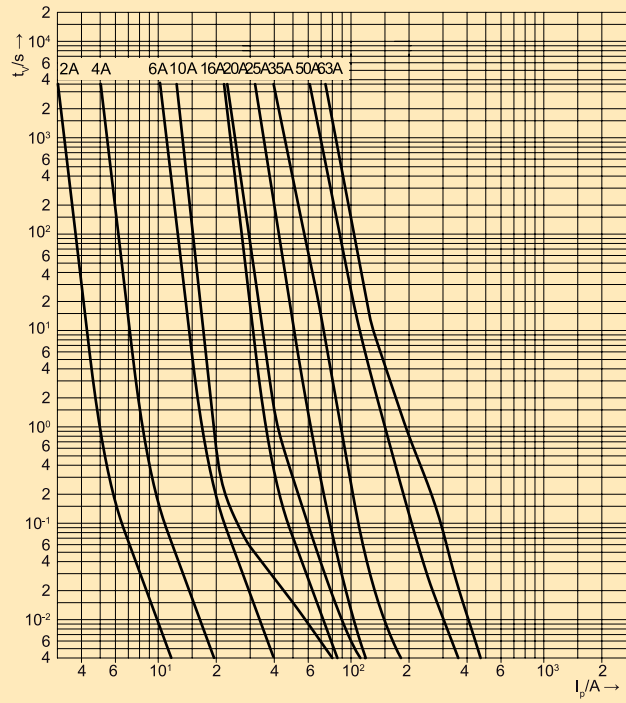
Dane techniczne

Typ			GRD01...		
Wielkość			D01 (E14)		
Napięcie znamionowe	U_n	V	AC400 DC250		
Prąd znamionowy	I_n	A	2-6	10	16
Zwarciova zdolność wyłączenia	-	kA	AC50 DC8		
Charakterystyka			gR		
Normy			IEC/PN 60269-1 IEC/PN 60269-4 DIN VDE 0636-3		
Wymiary	A	mm	7,3	8,5	9,7
Waga	-	g	6	6	6

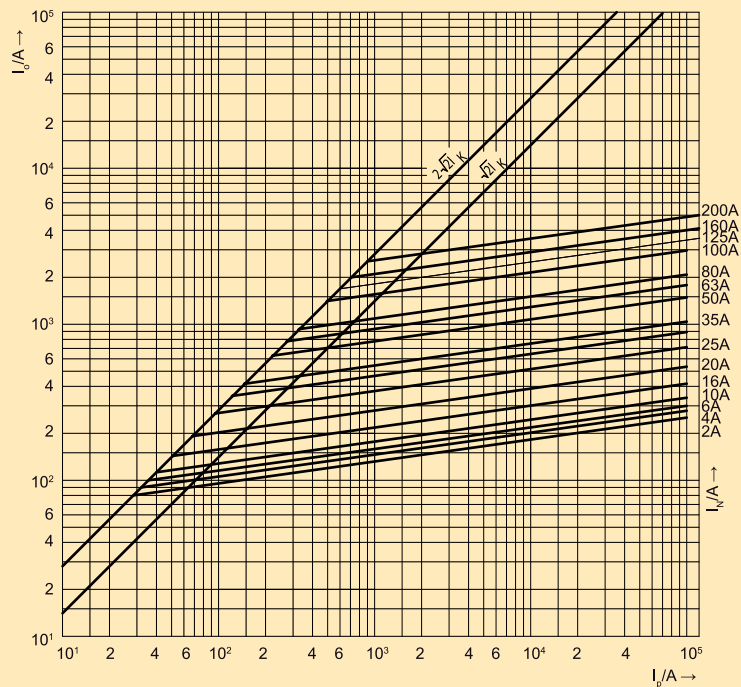
Typ			GRD02...				
Wielkość			D02 (E18)				
Napięcie znamionowe	U_n	V	AC400 DC250				
Prąd znamionowy	I_n	A	20	25	35	50	63
Zwarciova zdolność wyłączenia	-	kA	AC50 DC8				
Charakterystyka			gR				
Normy			IEC/PN 60269-1 IEC/PN 60269-4 DIN VDE 0636-3				
Wymiary	A	mm	10,9	12,1	13,3	14,5	15,9
Waga	-	g	11	12	13	13	15



Charakterystyka czasowo-prądowa



Charakterystyka prądu ograniczonego



Typ: Neozed D01 - D03

440V AC
od 2 do 100A

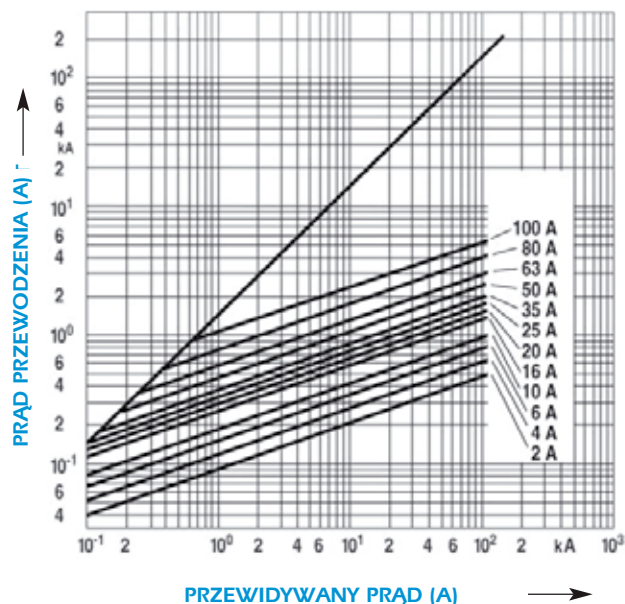
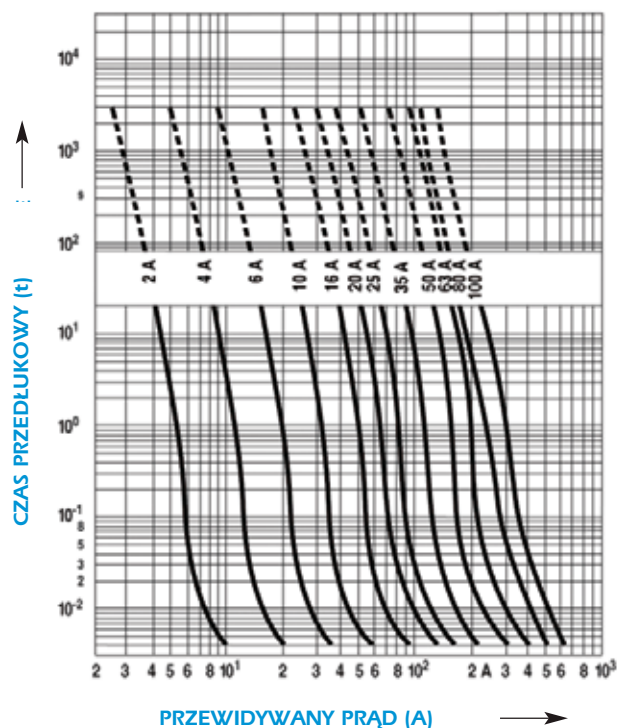
Wg norm: D EN 60269-1 i 4

Rozmiar	Prąd	Napięcie	Numer referencyjny	Opakowanie
	A	V AC		
D01	2	440V	M215038P	50
D01	4	440V	N218673P	50
D01	6	440V	B219191P	50
D01	10	440V	F219724P	50
D01	16	440V	N222169P	50
D02	20	440V	H222923Y	30
D02	25	440V	R200713Y	30
D02	35	440V	F201255Y	30
D02	50	440V	R201771Y	30
D02	63	440V	Y207113Y	30
D03	80	440V	G211514J	10
D03	100	440V	L212024J	10



Rozmiar	Prąd	Przedłukowe J ² t	J ² t	Strata mocy	kg / 100 szt.
	A	A ² s	A ² s	W	
D01	2	3	3	1,5	0,62
	4	4	5	2,0	0,62
	6	5	10	2,3	0,62
	10	12	25	2,2	0,62
	16	40	75	3,3	0,62
D02	20	60	110	4,3	1,40
	25	90	180	6,0	1,40
	35	210	410	8,4	1,40
	50	830	1650	10,0	1,40
	63	1300	2500	13,9	1,40
D03	80	2100	4300	17,6	3,70
	100	3300	6600	21,0	4,10

Charakterystyki czasowo - prądowe





DIN Recticur fuses D0 - Type gR Fuses (NEOZED)

RECTICUR - D0 Fuse links "ultra rapide"

Specifications : IEC 60 269-4
DIN-VDE 0636 Part 23 and Part 33
DIN 43653
DIN 49515
DIN 49522
DIN 43620

RECTICUR-type ultra-rapid fuses are used to protect semiconductor components in power converters. DO fuse links have a rated voltage of 440 V AC and are available within the rated current range extending from 2 to 100A.

Technical Notes

RECTICUR fuse links are equipped with fuse elements made of fine silver. The number and shape of their reductions in cross-section ensure satisfactory disconnection and optimum operating characteristics. The design of the fuse element determines the characteristic curve and the remaining electrical properties of this fuse link.

Fuse links with gR characteristic provide total protection against overloading and against short-circuit currents.

Breaking Capacity

The switching reliability of RECTICUR semiconductor fuses has been verified in numerous tests extending up to the highest short-circuit currents. Rated breaking capacity is 160 kA (RMS) for D0 fuse links.

RECTICUR DO Fuse links

RECTICUR DO fuse links can be fitted in all normal fuse-bases of the D0 system, using all usual accessories such as screw-cap and adaptor sleeve.

Fitting of LINO CUR switch-disconnector-fuse with RECTICUR D0 Fuse Links

This means that the use of D0 fuse links in combination with the LINO CUR switch-disconnector-fuse is subject to certain conditions.

1 - This indicates the following maximum loadings for the various individual fuse links :

63-A fuse link : $I_{max} = 63 \text{ A} \times 0.7 = 44\text{A}$
50-A fuse link : $I_{max} = 50 \text{ A} \times 0.7 = 35\text{A}$
35-A fuse link : $I_{max} = 35 \text{ A} \times 0.7 = 25\text{A}$
25-A fuse link : $I_{max} = 25 \text{ A} \times 0.9 = 22.5\text{A}$
20-A fuse link : $I_{max} = 20 \text{ A} \times 0.9 = 18\text{A}$
16-A fuse link : $I_{max} = 16 \text{ A} \times 1 = 16\text{A}$
10-A fuse link : $I_{max} = 10 \text{ A} \times 1 = 10\text{A}$
6-A fuse link : $I_{max} = 6 \text{ A} \times 1 = 6\text{A}$

2 - The following additional reduction-factors must be used in installation sites with ambient temperatures $> 25^{\circ}\text{C}$

Ambient temp. ($^{\circ}\text{C}$) T	$T \leq 25$	$25 < T \leq 30$	$30 < T \leq 35$	$35 < T \leq 40$	$40 < T \leq 45$	$45 < T \leq 50$	$50 < T \leq 55$
Max. loading of fuse link (%)	100	94	88	82	75	67	58

DIN Recticur fuses D0 - Type gR Fuses (NEOZED)

RECTICUR - D0
Fuse links "ultra rapide"

RECTITUR D0

Fuse links

440 VAC up to 100 A

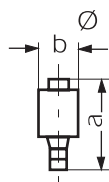
size D0 1, D0 2, D0 3, operating class gR

Main characteristics

For base	Rated current (A)	Pre-arcing I ² t value (A ² s)	Total I ² t value at 440V (RMS) (A ² s)	Power loss (W)	Kg/100 pcs.
D01	2	3	3	1,5	0,62
	4	4	5	2,0	0,62
	6	5	10	2,3	0,62
	10	12	25	2,2	0,62
	16	40	75	3,3	0,62
D02	20	60	110	4,3	1,40
	25	90	180	6,0	1,40
	35	210	410	8,4	1,40
	50	830	1650	10,0	1,40
D03	63	1300	2500	13,9	1,40
	80	2100	4300	17,6	3,70
	100	3300	6600	21,0	4,10

Dimensions

Dimensions	a	bØ
D01	36	11
D02	36	15,3
D03	43	22,5





DIN Recticur fuses D0 - Type gR Fuses (NEOZED)

RECTICUR - D0
Fuse links "ultra rapide"

Size	Intensité (A)	Tension (VAC)	Reference	Previous Ref.	Catalog Number
D01	2	440V	M215038	17000026	D01GR44V2
D01	4	440V	N218673	17000046	D01GR44V4
D01	6	440V	B219191	17000066	D01GR44V6
D01	10	440V	F219724	17000106	D01GR44V10
D01	16	440V	N222169	17000166	D01GR44V16
D02	20	440V	H222923	17010206	D02GR44V20
D02	25	440V	R200713	17010256	D02GR44V25
D02	35	440V	F201255	17010356	D02GR44V35
D02	50	440V	R201771	17010506	D02GR44V50
D02	63	440V	Y207113	17010636	D02GR44V63
D03	80	440V	G211514	17020806	D03GR44V80
D03	100	440V	L212024	17021006	D03GR44V100

Packaging:
D01 50 pieces
D02 25 pieces
D03 10 pieces

