

# Wkładki topikowe D0 typu NEOZED gR

**Typ:** NEOZED

**Charakterystyka:** gR

**Prąd znamionowy:** 2-100A

**Napięcie znamionowe:** 440V AC

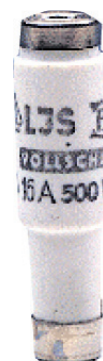
**Zwarciova zdolność wyłączenia:** 100kA

**Wielkości:** D01, D02, D03

**Wg normy:** IEC 60269-4, VDE 636-23 i 33, DIN 43653, 49515, 49522, 43620

**Zastosowanie:** ochrona półprzewodników

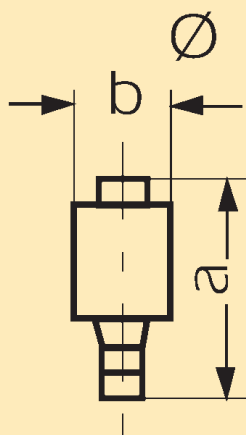
**Producent:** MERSEN (FERRAZ SHAWMUT)



D0 440V AC							
Rozmiar	Prąd znam. $I_n$ [A]	Przedłukowe $I^2t$ [A <sup>2</sup> s]	Całkowite $I^2t$ [A <sup>2</sup> s]	Strata mocy P [W]	Waga (kg/100 szt.)	Ilość w opak.	Nr artykułu
D01	2	3	3	1,5	0,62	50	M215038P
D01	4	4	5	2,0	0,62	50	N218673P
D01	6	5	10	2,3	0,62	50	B219191P
D01	10	12	25	2,2	0,62	50	F219724P
D01	16	40	75	3,3	0,62	50	N222169P
D02	20	60	110	4,3	1,40	25	H222923Y
D02	25	90	180	6,0	1,40	25	R200713Y
D02	35	210	410	8,4	1,40	25	F201255Y
D02	50	830	1650	10,0	1,40	25	R201771Y
D02	63	1300	2500	13,9	1,40	25	Y207113Y
D03	80	2100	4300	17,6	3,70	10	G211514J
D03	100	3300	6600	21,0	4,10	10	L212024J

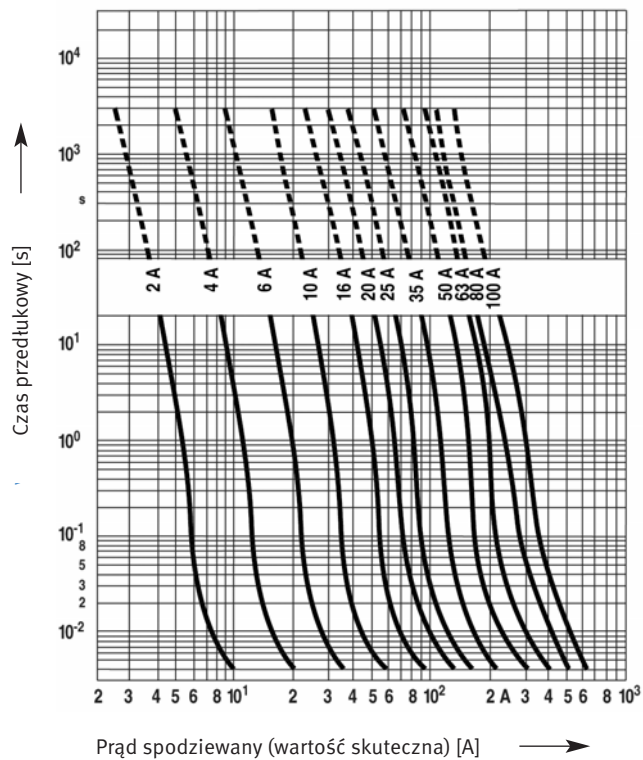
### Wpływ temperatury na obciążalność wkładek topikowych gR NEOZED

Temperatura otoczenia [°C] T	T ≤ 25	25 < T ≤ 30	30 < T ≤ 35	35 < T ≤ 40	40 < T ≤ 45	45 < T ≤ 50	50 < T ≤ 55
Maksymalne obciążenie bezpieczników (%)	100	94	88	82	75	67	58

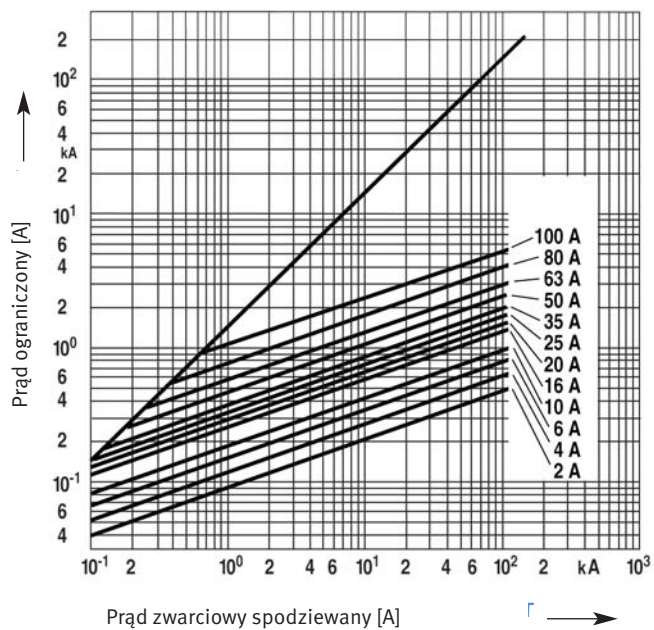


Wymiary		
Wielkość	a [mm]	bØ [mm]
D01	36	11
D02	36	15,3
D03	43	22,5

### Charakterystyka czasowo-prądowe



### Charakterystyka prądów ograniczonych



# RECTICUR D & D0 gR

500VAC / 440VDC & 440VAC (IEC)

## IEC High-Speed D & D0 Fuse-Links AC-DC Protection

The D fuse-system is the first generation of screw fuse-systems in the German DIN standard. It is still used in many installations. This D system comprises the sizes DII, DIII, DIV, DV.

The D0 fuse-system is the most modern of the screw systems in the German DIN standard. This system comprises the sizes D01, D02 and D03.

Those D & D0 ultra-fast acting “gR” ranges are dedicated to semi-conductor protection, in applications where fuse-links are accessible to non-trained persons and can also be changed by them.

They are used for the protection of components such as diodes, thyristors or AC/DC motor drives. The “R” stands for the English word Rectifier. D & D0 fuse-links are available at the rated current range from 2A up to 200A.

### Features & Benefits

- Insulated body suitable for high mechanical and thermal impacts
- Top and bottom contacts made of nickel-plated/silver-plated copper alloy
- Safe cut off short circuits and over currents due special design of fuse element
- Clear indication of operation condition due coloured indicator on top contact
- Low power dissipation
- Optimized size
- Resistant to aging

### Technical data overview

Voltage	440 - 500 VAC 440 VDC
Ampere Range (A)	2 ... 200 A
Size per Standard	DII, DIII, DIV, DV & D01, D02, D03
Speed/Characteristic	gR
I.R. AC (kA)	100 kA
Product Size	D01 to D03 & DII to DV



### Standards

IEC 60 269-4

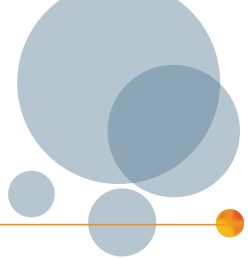
DIN EN 60269-4 (VDE 0636-4)

DIN VDE 0636-3



# RECTICUR D & D0 gR

500VAC / 440VDC & 440VAC (IEC)



## Product range

### NEOZED RECTICUR IEC DIN TYPE D 01

Catalog number	Reference number	Rated voltage AC (IEC)	Rated current I <sub>n</sub>	Pre-arcing I <sup>2</sup> t	Rated breaking capacity AC	Power dissipation at I <sub>n</sub>	Operating I <sup>2</sup> t at Rated Voltage	Weight	Package
D01GR44V2	M215038	440 V	2 A	3 A <sup>2</sup> s	100 kA	1.5 W	3 A <sup>2</sup> s	7 g	50
D01GR44V4	N218673	440 V	4 A	4 A <sup>2</sup> s	100 kA	2 W	5 A <sup>2</sup> s	7 g	50
D01GR44V6	B219191	440 V	6 A	5 A <sup>2</sup> s	100 kA	2.3 W	10 A <sup>2</sup> s	7 g	50
D01GR44V10	F219724	440 V	10 A	12 A <sup>2</sup> s	100 kA	2.2 W	25 A <sup>2</sup> s	7 g	50
D01GR44V16	N222169	440 V	16 A	40 A <sup>2</sup> s	100 kA	3.3 W	75 A <sup>2</sup> s	7 g	50

### NEOZED RECTICUR IEC DIN TYPE D 02

Catalog number	Reference number	Rated voltage AC (IEC)	Rated current I <sub>n</sub>	Pre-arcing I <sup>2</sup> t	Rated breaking capacity AC	Power dissipation at I <sub>n</sub>	Operating I <sup>2</sup> t at Rated Voltage	Weight	Package
D02GR44V20	H222923	440 V	20 A	60 A <sup>2</sup> s	100 kA	4.3 W	110 A <sup>2</sup> s	13 g	25
D02GR44V25	R200713	440 V	25 A	90 A <sup>2</sup> s	100 kA	6 W	180 A <sup>2</sup> s	13 g	25
D02GR44V35	F201255	440 V	35 A	210 A <sup>2</sup> s	100 kA	8.4 W	410 A <sup>2</sup> s	13 g	25
D02GR44V50	R201771	440 V	50 A	830 A <sup>2</sup> s	100 kA	10 W	1650 A <sup>2</sup> s	13 g	25
D02GR44V63	Y207113	440 V	63 A	1300 A <sup>2</sup> s	100 kA	13.9 W	2500 A <sup>2</sup> s	13 g	25

### NEOZED RECTICUR IEC DIN TYPE D 03

Catalog number	Reference number	Rated voltage AC (IEC)	Rated current I <sub>n</sub>	Pre-arcing I <sup>2</sup> t	Rated breaking capacity AC	Power dissipation at I <sub>n</sub>	Operating I <sup>2</sup> t at Rated Voltage	Weight	Package
D03GR44V80	G211514	440 V	80 A	2100 A <sup>2</sup> s	100 kA	17.6 W	4300 A <sup>2</sup> s	40 g	10
D03GR44V100	L212024	440 V	100 A	3300 A <sup>2</sup> s	100 kA	21 W	6600 A <sup>2</sup> s	40 g	10

### RECTICUR IEC DIN TYPE D II

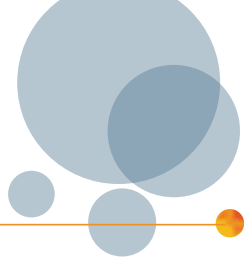
Catalog number	Reference number	Rated voltage AC (IEC)	Rated voltage DC (IEC)	Rated current I <sub>n</sub>	Pre-arcing I <sup>2</sup> t	Rated breaking capacity AC	Power dissipation at I <sub>n</sub>	Operating I <sup>2</sup> t at Rated Voltage	Weight	Package
DIIGR50V2	Z212542	500 V	440 V	2 A	1 A <sup>2</sup> s	100 kA	1.8 W	3 A <sup>2</sup> s	30 g	5
DIIGR50V4	K213058	500 V	440 V	4 A	2 A <sup>2</sup> s	100 kA	3.1 W	5 A <sup>2</sup> s	30 g	5
DIIGR50V6	E214065	500 V	440 V	6 A	4 A <sup>2</sup> s	100 kA	3.2 W	9 A <sup>2</sup> s	30 g	5
DIIGR50V10	M214578	500 V	440 V	10 A	10 A <sup>2</sup> s	100 kA	5 W	20 A <sup>2</sup> s	30 g	5
DIIGR50V16	T215090	500 V	440 V	16 A	26 A <sup>2</sup> s	100 kA	5.8 W	55 A <sup>2</sup> s	30 g	5
DIIGR50V20	T215596	500 V	440 V	20 A	40 A <sup>2</sup> s	100 kA	7 W	85 A <sup>2</sup> s	30 g	5
DIIGR50V25	B216109	500 V	440 V	25 A	95 A <sup>2</sup> s	100 kA	8.2 W	200 A <sup>2</sup> s	30 g	5
DIIGR50V30	Y216612	500 V	440 V	30 A	100 A <sup>2</sup> s	100 kA	8.7 W	235 A <sup>2</sup> s	30 g	5

### RECTICUR IEC DIN TYPE D III

Catalog number	Reference number	Rated voltage AC (IEC)	Rated voltage DC (IEC)	Rated current I <sub>n</sub>	Pre-arcing I <sup>2</sup> t	Rated breaking capacity AC	Power dissipation at I <sub>n</sub>	Operating I <sup>2</sup> t at Rated Voltage	Weight	Package
DIIGR50V35	K217129	500 V	440 V	35 A	490 A <sup>2</sup> s	100 kA	9.2 W	1100 A <sup>2</sup> s	50 g	5
DIIGR50V50	Q217640	500 V	440 V	50 A	900 A <sup>2</sup> s	100 kA	10 W	2050 A <sup>2</sup> s	50 g	5
DIIGR50V63	Y218153	500 V	440 V	63 A	1580 A <sup>2</sup> s	100 kA	14 W	3200 A <sup>2</sup> s	50 g	5

# RECTICUR D & D0 gR

500VAC / 440VDC & 440VAC (IEC)



## Product range

### RECTICUR IEC DIN TYPE D IV

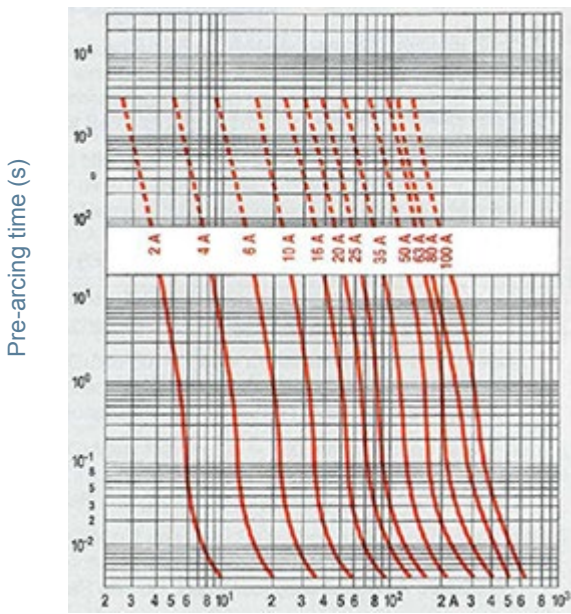
Catalog number	Reference number	Rated voltage AC (IEC)	Rated voltage DC (IEC)	Rated current $I_n$	Pre-arcing $I^2t$	Rated breaking capacity AC	Power dissipation at $I_n$	Operating $I^2t$ at Rated Voltage	Weight	Package
DIVGR50V80	B201251	500 V	440 V	80 A	3200 A <sup>2</sup> s	100 kA	18 W	7300 A <sup>2</sup> s	110 g	5
DIVGR50V100	M201767	500 V	440 V	100 A	5600 A <sup>2</sup> s	100 kA	22 W	14000 A <sup>2</sup> s	110 g	5

### RECTICUR IEC DIN TYPE D V

Catalog number	Reference number	Rated voltage AC (IEC)	Rated voltage DC (IEC)	Rated current $I_n$	Pre-arcing $I^2t$	Rated breaking capacity AC	Power dissipation at $I_n$	Operating $I^2t$ at Rated Voltage	Weight	Package
DVGR50V125	J207054	500 V	440 V	125 A	5800 A <sup>2</sup> s	100 kA	26 W	15000 A <sup>2</sup> s	210 g	5
DVGR50V160	C211510	500 V	440 V	160 A	6100 A <sup>2</sup> s	100 kA	30 W	16000 A <sup>2</sup> s	210 g	5
DVGR50V200	G212020	500 V	440 V	200 A	7200 A <sup>2</sup> s	100 kA	37 W	21000 A <sup>2</sup> s	210 g	5

## Time current characteristic curves

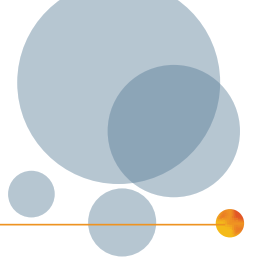
### RECTICUR D01 D02 D03



RMS value of prospective current (A) +/- 8%

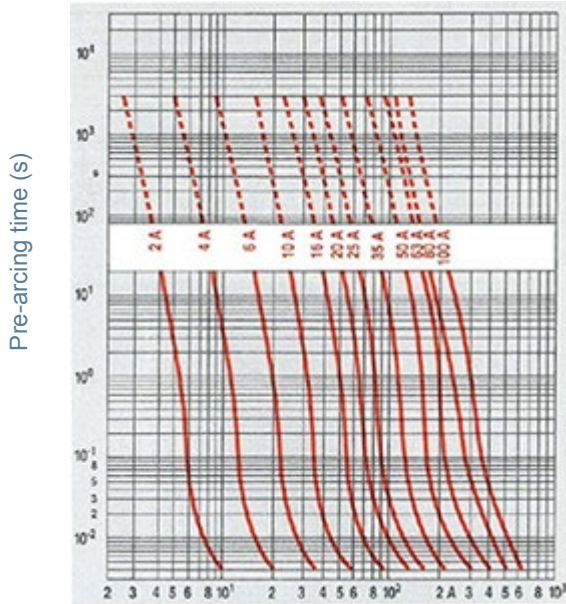
# RECTICUR D & D0 gR

500VAC / 440VDC & 440VAC (IEC)



## Time current characteristic curves

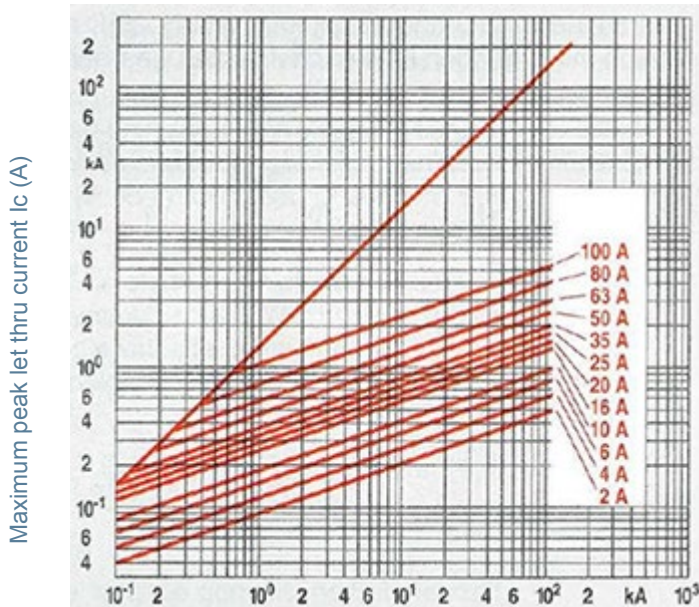
RECTICUR DII DIII DIV DV



RMS value of prospective current (A) +/- 8%

## Cut-off current characteristic

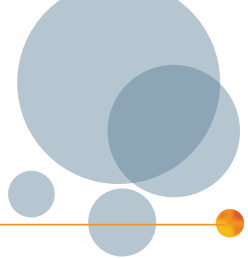
RECTICUR D01 D02 D03



50 Hz RMS symmetrical prospective current  $I_p$  (A)

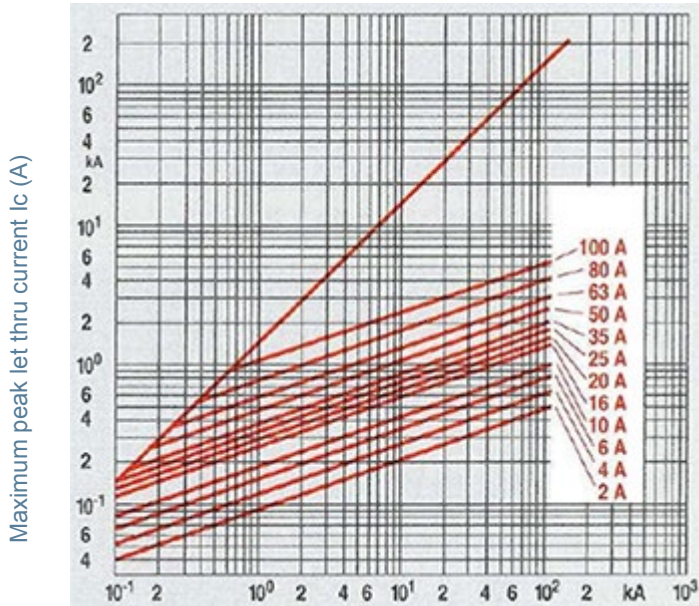
# RECTICUR D & D0 gR

500VAC / 440VDC & 440VAC (IEC)



## Cut-off current characteristic

RECTICUR DII DIII DIV DV



50 Hz RMS symmetrical prospective current  $I_p$  (A)

## Dimensions

Size (mm)	a	b $\phi$
D01	36	11
D02	36	15,3
D03	43	22,5

Size (mm)	a	b $\phi$
DII	50	22
DIII	50	27
DIV	63	37
DV	63	45