

Wkładki topikowe NH 690V aR

Typ: NH00 -NH3

Charakterystyka: aR

Prąd znamionowy: 10-800A

Napięcie znamionowe: 690V AC

Zwarciova zdolność wyłączenia: 100kA

Wg normy: IEC/PN 60269-1, 60269-4

Budowa: Korpus ze steatytu,
styki miedziane srebrzone,
bez zawartości Cd i Pb,
wskaźnik zadziałania górny



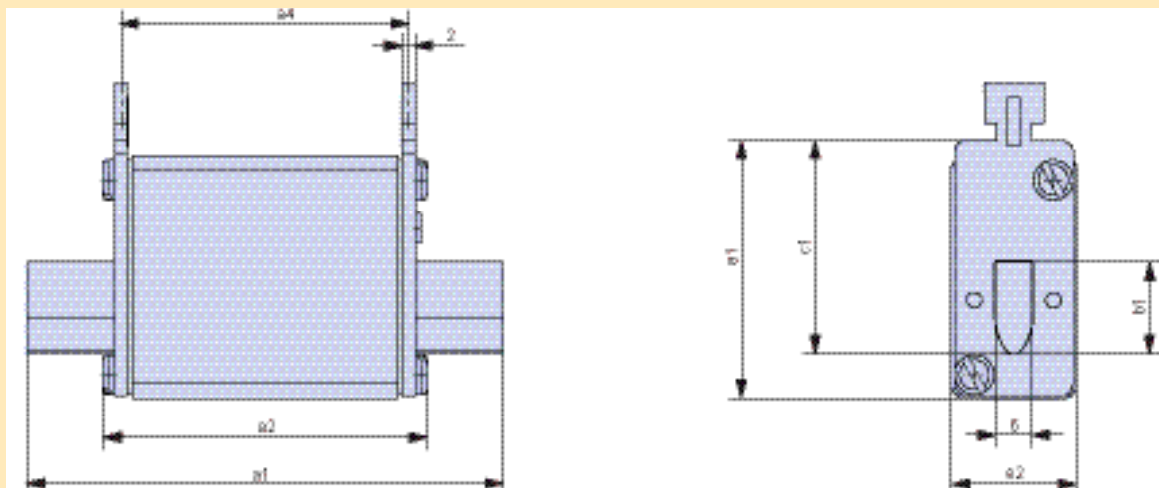
Wkładki topikowe aR AC690V

U _n	Wielkość	I _n [A]	Całka Joule`a wyłączenie I ² t[A ² s]	Całka Joule`a przedlukowa I ² t[A ² s]	Straty mocy P _n [W]	Opakowanie	Typ	Wskaźnik górny
								Nr artykułu
690V	00	10	26	4	3,0	3	M00üf0/10A/690V	R5081700
		16	50	8	4,0		M00üf0/16A/690V	R5082200
		20	110	11	5,0		M00üf0/20A/690V	R5082400
		25	200	38	6,0		M00üf0/25A/690V	R5082600
		32	330	49	7,0		M00üf0/32A/690V	R5082900
		35	550	64	7,9		M00üf0/35A/690V	R5083100
		40	600	110	8,8		M00üf0/40A/690V	R5083400
		50	1.200	175	10,0		M00üf0/50A/690V	R5083500
		63	1.700	300	13,0		M00üf0/63A/690V	R5083800
		80	2.900	490	17,0		M00üf0/80A/690V	R5084100
		100	5.500	800	20,0		M00üf0/100A/690V	R5084300
		125	10.500	1.400	27,5		M00üf0/125A/690V	R5084600
		160	18.000	3.200	32,0		M00üf0/160A/690V	R5084900
		200	22.000	4.200	46,0		M00üf0/200A/690V	R5085200
	250	44.500	8.300	49,0	M00üf0/250A/690V	R5085600		
	1	63	1.200	200	16,0	3	M1üf0/63A/690V	R1383800
		80	1.800	350	21,0		M1üf0/80A/690V	R1384100
		100	2.500	450	27,0		M1üf0/100A/690V	R1384300
		125	4.600	830	32,0		M1üf0/125A/690V	R1384600
		160	8.400	1.550	36,0		M1üf0/160A/690V	R1384900
		200	14.000	2.600	46,0		M1üf0/200A/690V	R1385200
		250	26.000	4.800	51,0		M1üf0/250A/690V	R1385600
		315	42.000	7.600	66,0		M1üf0/315A/690V	R1385900
		350	54.000	11.000	69,0		M1üf0/350A/690V	R1386000
		400	98.000	18.500	80,0		M1üf0/400A/690V	R1386200

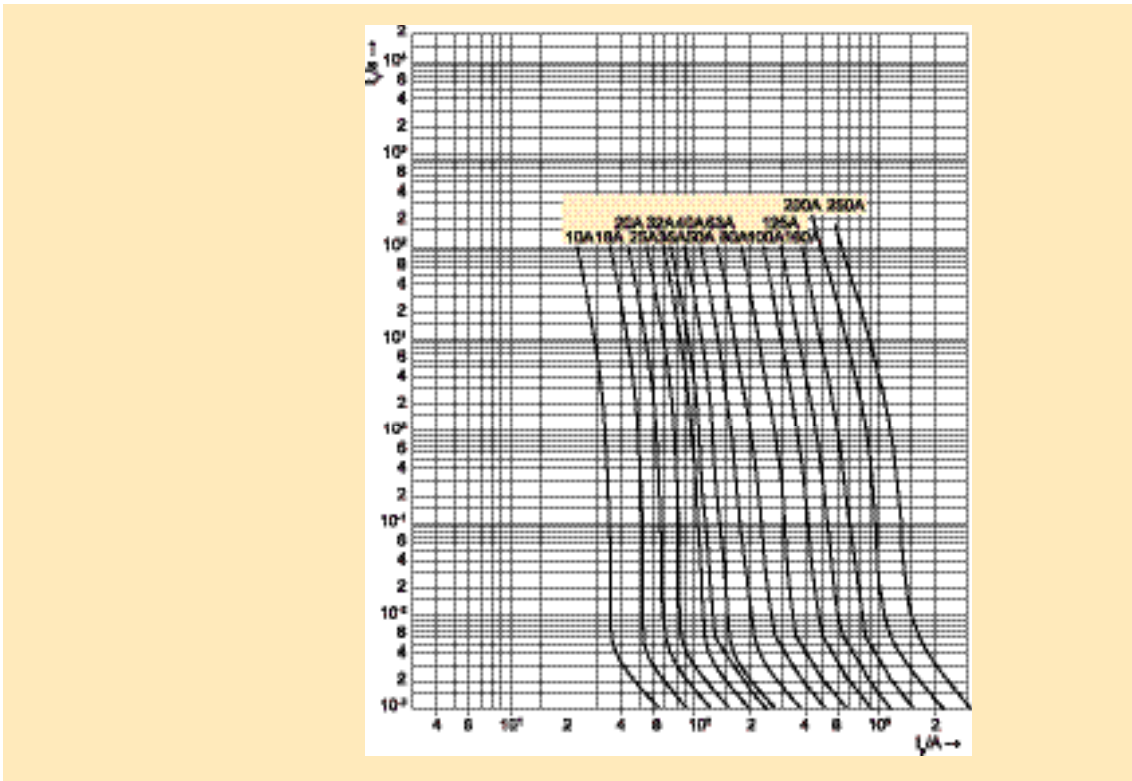
U _n	Wielkość	I _n [A]	Całk. Joule`a wyłączenie I ² t[A ² s]	Całk. Joule`a przedłukowa I ² t[A ² s]	Straty mocy P _n [W]	Opakowanie	Typ	Wskaźnik górny
								Nr artykułu
690V	2	250	21.500	4.000	53,0	1	M2üf0/250A/690V	R2385600
		315	33.800	6.300	68,0		M2üf0/315A/690V	R2385900
		350	48.900	9.100	71,0		M2üf0/350A/690V	R2386000
		400	85.000	15.500	75,0		M2üf0/400A/690V	R2386200
		450	120.000	21.500	80,0		M2üf0/450A/690V	R2386400
		500	150.000	28.500	91,0		M2üf0/500A/690V	R2386600
		630	305.000	56.000	120,0		M2üf0/630A/690V	R2386900
	3	400	69.000	12.800	81,0	3	M3üf0/400A/690V	R3386200
		450	96.000	17.800	89,0		M3üf0/450A/690V	R3386400
		500	127.000	23.500	110,0		M3üf0/500A/690V	R3386600
		630	225.000	46.000	121,0		M3üf0/630A/690V	R3386900
		710	320.000	53.000	130,0		M3üf0/710A/690V	R3387000
		800	525.000	90.000	145,0		M3üf0/800A/690V	R3387200

Dane techniczne

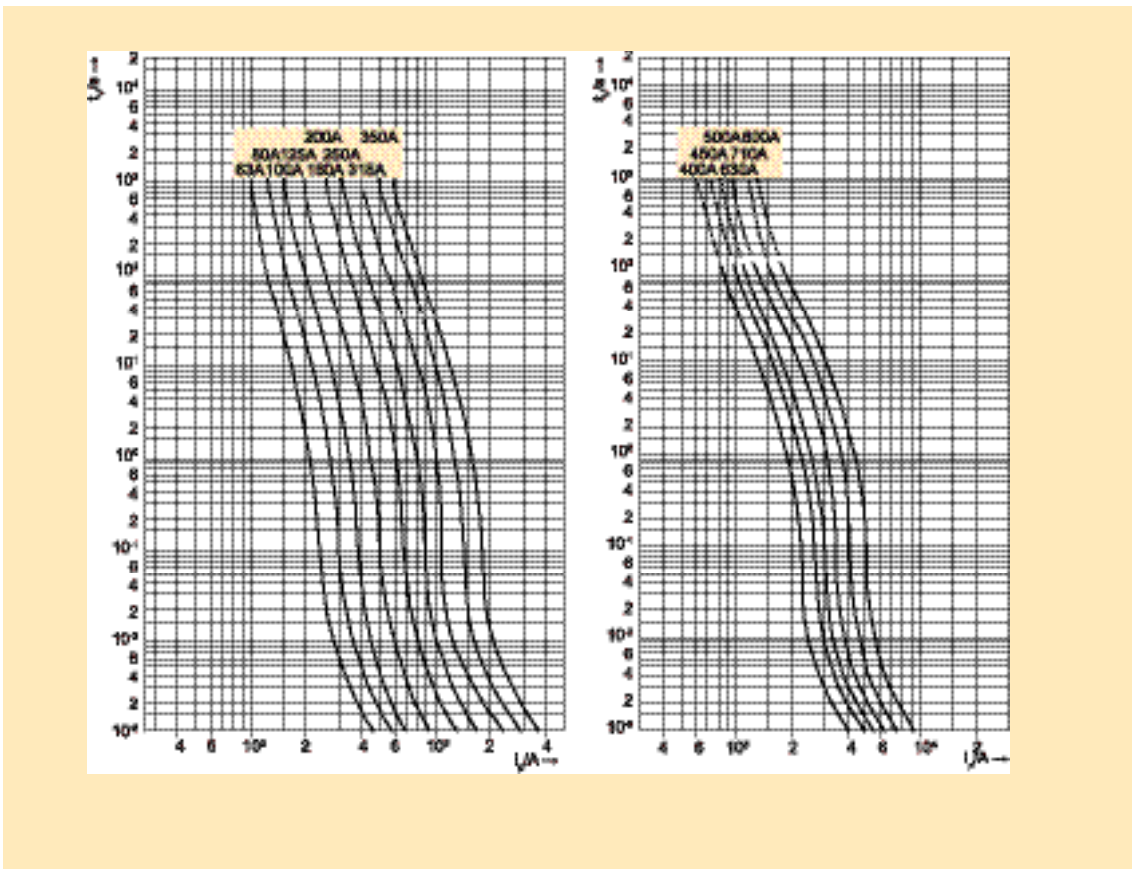
Typ			M00üf0...
Wielkość			NH00
Napięcie znamionowe	U _n	V	AC690
Prąd znamionowy	I _n	A	10-250
Zwarciova zdolność wyłączenia	-	kA	100
Charakterystyka			aR
Normy			IEC/PN 60269-1 IEC/PN 60269-4 DIN VDE 0636-2
Wymiary	a1	mm	78,5
	a2		53
	a4		49
	b1		15
	c1		35
	e1		49
	e2		30
Waga	-	g	140



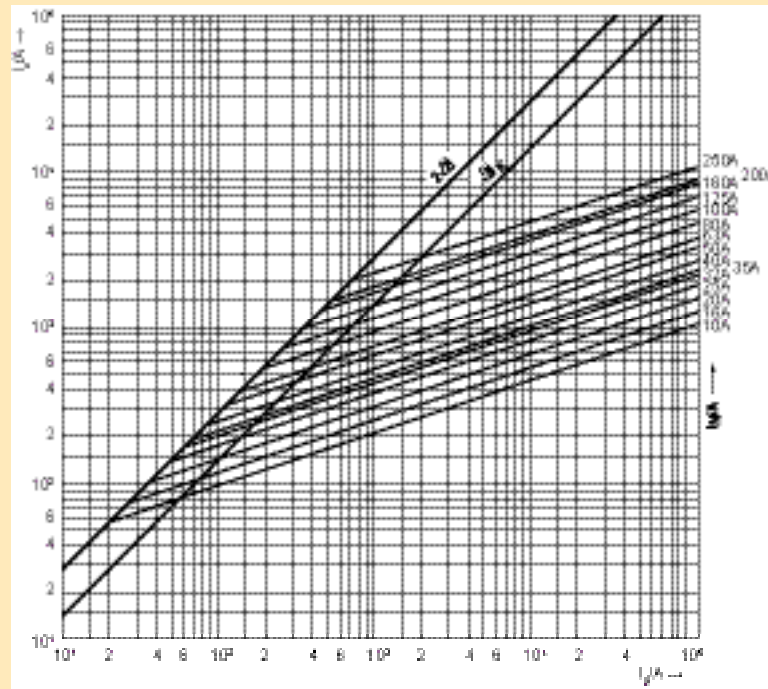
Charakterystyka czasowo-prądowa



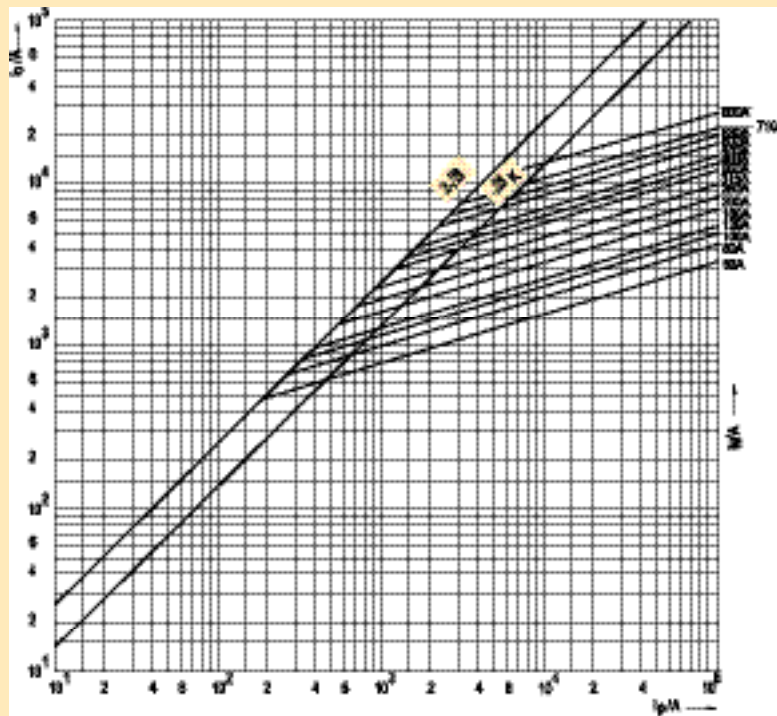
Charakterystyka czasowo-prądowa



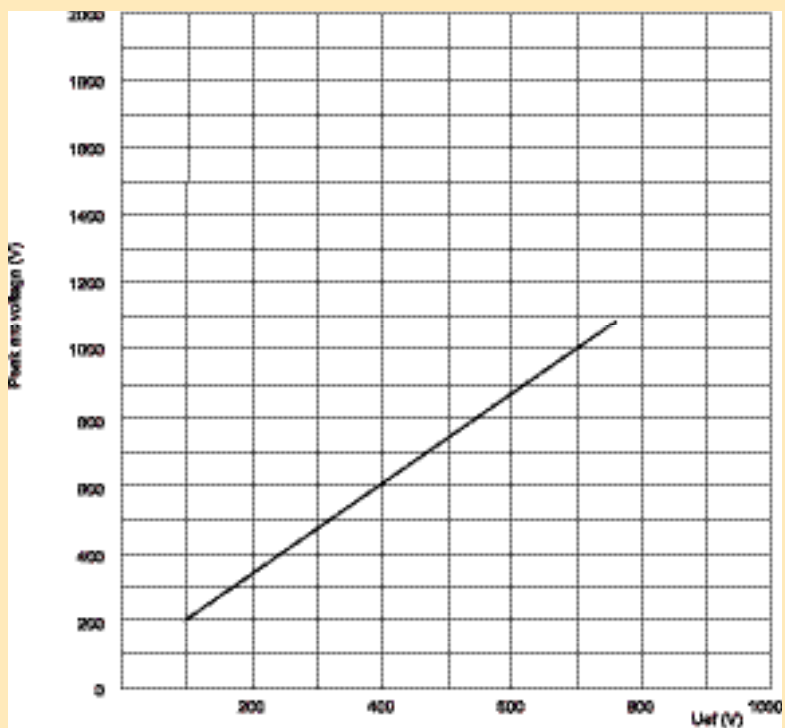
Charakterystyka prądu ograniczonego



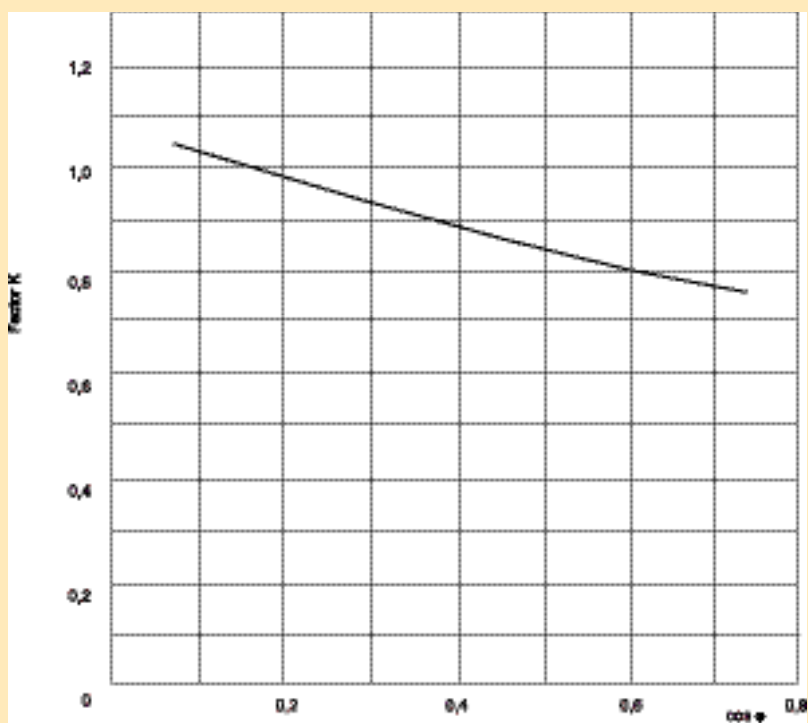
Charakterystyka prądu ograniczonego



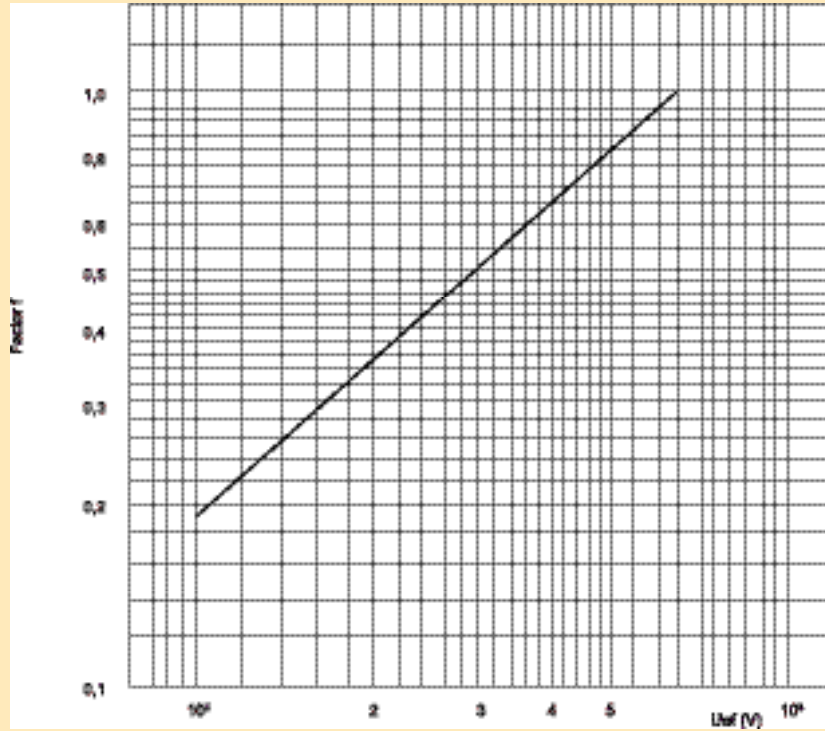
Maksymalny spadek napięcia łuku



Współczynnik korekcyjny dla wartości całki wyłączenia I^2t



Współczynnik korekcyjny dla określenie wartości całki wyłączenia



Współczynnik korekcyjny C	0,005	0,025	0,063	0,122	0,204	0,31	0,442	0,6	0,785	1
Obciążenie %	10	20	30	40	50	60	70	80	90	100

Protistor® size NH 000, 00, 0, 1, 2, 3 aR

690VAC (IEC) / 700VAC (UL)

SEMICONDUCTOR PROTECTION FUSES

NH SQUARE BODY HIGH-SPEED FUSE-LINKS AC PROTECTION



The 690/700V Protistor® fuse-links provide maximum flexibility in equipment design and ultimate protection for today's power conversion equipment. These NH style fuse-links are defined as per DIN 43620/00 for a worldwide acceptance into NH modular system fuse-holders, fuse switch disconnectors for direct installation.

The Protistor® have been engineered to provide state-of-the-art protection for semiconductors: diodes, thyristors, GTO's and IGBT devices. Fuses are assembled with pure silver, die-cut elements embedded in solidified sand, which helps control arcing characteristics for a lower I^2t and high interrupting rating level. All contact surfaces are silver plated and all hardware is non-magnetic.

Each fuse-link can be equipped with a low voltage trip-indicator which can operate a field mountable microswitch.

TECHNICAL DATA OVERVIEW

Voltage AC	690 VAC
Ampere Range (A)	16 ... 1000 A
Size per Standard	NH 000, 00, 0, 1, 2, 3
Speed/Characteristic	aR

FEATURES & BENEFITS

- Multiple body sizes
- aR Class according to VDE 636-23 and IEC 60269-4
- Very low I^2t for improved semiconductor protection
- Ultra fast acting
- Current limiting
- Superior cycling capability
- Indication system with double indicator

APPLICATIONS

- Protection of inverters, UPS systems, motor drives and similar 700V or less equipment.

STANDARDS

- UL/CSA Recognized Component
- IEC 60269-4 Compliance



Protistor® size NH 000, 00, 0, 1, 2, 3 aR

690VAC (IEC) / 700VAC (UL)

PRODUCT RANGE

Size 000



Catalog number	Reference number	Rated voltage AC (IEC)	Rated voltage AC (UL)	Rated current I _n	Pre-arcing I ² t	Clearing I ² t at Rated Voltage	Rated breaking capacity AC	Power dissipation at I _n	Weight	Package
NH000UD69V16PV	P320035	690 V	700 V	16 A	8 A ² s	0.05 kA ² s	80 kA	2.8 W	0.1333 kg	3
NH000UD69V20PV	R320037	690 V	700 V	20 A	15 A ² s	0.09 kA ² s	80 kA	2.8 W	0.133 kg	3
NH000UD69V25PV	T320039	690 V	700 V	25 A	21 A ² s	0.13 kA ² s	80 kA	4.2 W	0.133 kg	3
NH000UD69V32PV	Y320043	690 V	700 V	32 A	46 A ² s	0.27 kA ² s	80 kA	5.5 W	0.1333 kg	3
NH000UD69V40PV	C320047	690 V	700 V	40 A	67 A ² s	0.4 kA ² s	80 kA	5.5 W	0.133 kg	3
NH000UD69V50PV	G320051	690 V	700 V	50 A	110 A ² s	0.63 kA ² s	80 kA	9.7 W	0.1266 kg	3
NH000UD69V63PV	L320055	690 V	700 V	63 A	216 A ² s	1.3 kA ² s	80 kA	12.5 W	0.1333 kg	3
NH000UD69V80PV	Q320059	690 V	700 V	80 A	348 A ² s	2 kA ² s	80 kA	16.7 W	0.1333 kg	3
NH000UD69V100PV	V320063	690 V	700 V	100 A	722 A ² s	4.3 kA ² s	80 kA	19.4 W	0.1333 kg	3
NH000UD69V125PV	X320065	690 V	700 V	125 A	1390 A ² s	8.2 kA ² s	80 kA	20.8 W	0.1333 kg	3
NH000UD69V160PV	B320069	690 V	700 V	160 A	2080 A ² s	12.2 kA ² s	80 kA	30.5 W	0.1333 kg	3
NH000UD69V200PV	D320071	690 V	700 V	200 A	3870 A ² s	22.7 kA ² s	80 kA	36.1 W	0.133 kg	3
NH000UD69V250PV	H320075	690 V	700 V	250 A	7540 A ² s	44.4 kA ² s	80 kA	44.1 W	0.1333 kg	3
NH000UD50V315PV	M320079	500 V	550 V	315 A	15400 A ² s	90.7 kA ² s	80 kA	60.2 W	0.133 kg	3



NH00UD-69V20PV

Size 00

Catalog number	Reference number	Rated voltage AC (IEC)	Rated voltage AC (UL)	Rated current I _n	Pre-arcing I ² t	Clearing I ² t at Rated Voltage	Rated breaking capacity AC	Power dissipation at I _n	Weight	Package
NH00UD69V20PV	A320137	690 V	700 V	20 A	16 A ² s	0.09 kA ² s	170 kA	2.8 W	0.2 kg	3
NH00UD69V25PV	C320139	690 V	700 V	25 A	21 A ² s	0.13 kA ² s	170 kA	4.2 W	0.2 kg	3
NH00UD69V32PV	G320143	690 V	700 V	32 A	46 A ² s	0.27 kA ² s	170 kA	5.5 W	0.2 kg	3
NH00UD69V40PV	L320147	690 V	700 V	40 A	67 A ² s	0.4 kA ² s	170 kA	8.3 W	0.2 kg	3
NH00UD69V50PV	Q320151	690 V	700 V	50 A	110 A ² s	0.63 kA ² s	170 kA	9.7 W	0.2 kg	3
NH00UD69V63PV	V320155	690 V	700 V	63 A	216 A ² s	1.3 kA ² s	170 kA	12.5 W	0.2 kg	3
NH00UD69V80PV	Z320159	690 V	700 V	80 A	348 A ² s	2 kA ² s	170 kA	16.7 W	0.2 kg	3
NH00UD69V100PV	D320163	690 V	700 V	100 A	722 A ² s	4.3 kA ² s	170 kA	19.4 W	0.2 kg	3
NH00UD69V125PV	F320165	690 V	700 V	125 A	1390 A ² s	8.2 kA ² s	170 kA	20.8 W	0.2 kg	3
NH00UD69V160PV	K320169	690 V	700 V	160 A	2070 A ² s	12.2 kA ² s	170 kA	30.5 W	0.2 kg	3
NH00UD69V200PV	M320171	690 V	700 V	200 A	3870 A ² s	22.7 kA ² s	170 kA	36.1 W	0.2 kg	3
NH00UD69V250PV	R320175	690 V	700 V	250 A	7540 A ² s	44.4 kA ² s	170 kA	44.4 W	0.2 kg	3
NH00UD69V315PV	W320179	690 V	700 V	315 A	15400 A ² s	90.7 kA ² s	170 kA	60 W	0.2 kg	3

Protistor® size NH 000, 00, 0, 1, 2, 3 aR

690VAC (IEC) / 700VAC (UL)

PRODUCT RANGE



NH0UD-69V32PV

Size 0

Catalog number	Reference number	Rated voltage AC (IEC)	Rated voltage AC (UL)	Rated current I _n	Pre-arcing I ² t	Clearing I ² t at Rated Voltage	Rated breaking capacity AC	Power dissipation at I _n	Weight	Package
NH0UD69V32PV	Q320243	690 V	700 V	32 A	32 A ² s	0.17 kA ² s	170 kA	19.4 W	0.261 kg	3
NH0UD69V40PV	V320247	690 V	700 V	40 A	54 A ² s	0.28 kA ² s	170 kA	20.8 W	0.261 kg	3
NH0UD69V50PV	Z320251	690 V	700 V	50 A	87 A ² s	0.47 kA ² s	170 kA	20.8 W	0.261 kg	3
NH0UD69V63PV	D320255	690 V	700 V	63 A	128 A ² s	0.7 kA ² s	170 kA	23.6 W	0.261 kg	3
NH0UD69V80PV	H320259	690 V	700 V	80 A	184 A ² s	0.97 kA ² s	170 kA	25 W	0.261 kg	3
NH0UD69V100PV	M320263	690 V	700 V	100 A	392 A ² s	2.08 kA ² s	170 kA	30.5 W	0.261 kg	3
NH0UD69V125PV	P320265	690 V	700 V	125 A	722 A ² s	3.89 kA ² s	170 kA	36.1 W	0.261 kg	3
NH0UD69V160PV	T320269	690 V	700 V	160 A	1550 A ² s	8.32 kA ² s	170 kA	44.4 W	0.261 kg	3
NH0UD69V200PV	W320271	690 V	700 V	200 A	2950 A ² s	15.9 kA ² s	170 kA	54.2 W	0.261 kg	3
NH0UD69V250PV	A320275	690 V	700 V	250 A	5580 A ² s	29.9 kA ² s	170 kA	66.7 W	0.261 kg	3
NH0UD69V315PV	E320279	690 V	700 V	315 A	11600 A ² s	62.3 kA ² s	170 kA	80 W	0.261 kg	3



NH1UD-69V80PV

Size 1

Catalog number	Reference number	Rated voltage AC (IEC)	Rated voltage AC (UL)	Rated current I _n	Pre-arcing I ² t	Clearing I ² t at Rated Voltage	Rated breaking capacity AC	Power dissipation at I _n	Weight	Package
NH1UD69V63PV	M320355	690 V	700 V	63 A	128 A ² s	0.7 kA ² s	170 kA	36.1 W	0.1333 kg	3
NH1UD69V80PV	K320399	690 V	700 V	80 A	216 A ² s	1.17 kA ² s	170 kA	43 W	0.433 kg	3
NH1UD69V100PV	W320363	690 V	700 V	100 A	288 A ² s	1.57 kA ² s	170 kA	45.8 W	0.4333 kg	3
NH1UD69V125PV	Y320365	690 V	700 V	125 A	620 A ² s	3.32 kA ² s	170 kA	53 W	0.4246 kg	3
NH1UD69V160PV	C320369	690 V	700 V	160 A	1170 A ² s	6.27 kA ² s	170 kA	58 W	0.4333 kg	3
NH1UD69V200PV	E320371	690 V	700 V	200 A	2480 A ² s	13.3 kA ² s	170 kA	66.7 W	0.4333 kg	3
NH1UD69V250PV	J320375	690 V	700 V	250 A	4690 A ² s	25.1 kA ² s	170 kA	75 W	0.4333 kg	3
NH1UD69V315PV	N320379	690 V	700 V	315 A	9580 A ² s	51.4 kA ² s	170 kA	83 W	0.433 kg	3
NH1UD69V350PV	P320380	690 V	700 V	350 A	13500 A ² s	72.3 kA ² s	170 kA	89 W	0.433 kg	3
NH1UD69V400PV	S320383	690 V	700 V	400 A	19500 A ² s	105 kA ² s	170 kA	97 W	0.4333 kg	3

Protistor® size NH 000, 00, 0, 1, 2, 3 aR

690VAC (IEC) / 700VAC (UL)

PRODUCT RANGE



NH2UD-

Size 2

Catalog number	Reference number	Rated voltage AC (IEC)	Rated voltage AC (UL)	Rated current I _n	Pre-arcing I ² t	Clearing I ² t at Rated Voltage	Rated breaking capacity AC	Power dissipation at I _n	Weight	Package
NH2UD69V160PV	L320469	690 V	700 V	160 A	968 A ² s	5.18 kA ² s	170 kA	75 W	0.6166 kg	3
NH2UD69V200PV	N320471	690 V	700 V	200 A	1710 A ² s	9.22 kA ² s	170 kA	83 W	0.6166 kg	3
NH2UD69V250PV	S320475	690 V	700 V	250 A	3500 A ² s	18.7 kA ² s	170 kA	93 W	0.6166 kg	3
NH2UD69V315PV	X320479	690 V	700 V	315 A	6870 A ² s	36.9 kA ² s	170 kA	108 W	0.6166 kg	3
NH2UD69V350PV	Y320480	690 V	700 V	350 A	9580 A ² s	51.4 kA ² s	170 kA	116 W	0.6166 kg	3
NH2UD69V400PV	B320483	690 V	700 V	400 A	13500 A ² s	72.3 kA ² s	170 kA	125 W	0.6166 kg	3
NH2UD69V450PV	D320485	690 V	700 V	450 A	21000 A ² s	113 kA ² s	170 kA	139 W	0.6166 kg	3
NH2UD69V500PV	F320487	690 V	700 V	500 A	27500 A ² s	147 kA ² s	170 kA	147 W	0.6166 kg	3
NH2UD69V550PV	G320488	690 V	700 V	550 A	38400 A ² s	206 kA ² s	170 kA	155 W	0.6166 kg	3
NH2UD69V630PV	H320489	690 V	700 V	630 A	58600 A ² s	315 kA ² s	170 kA	169 W	0.616 kg	3
NH2UD69V700PV	J320490	690 V	700 V	700 A	78100 A ² s	420 kA ² s	170 kA	175 W	0.6166 kg	3



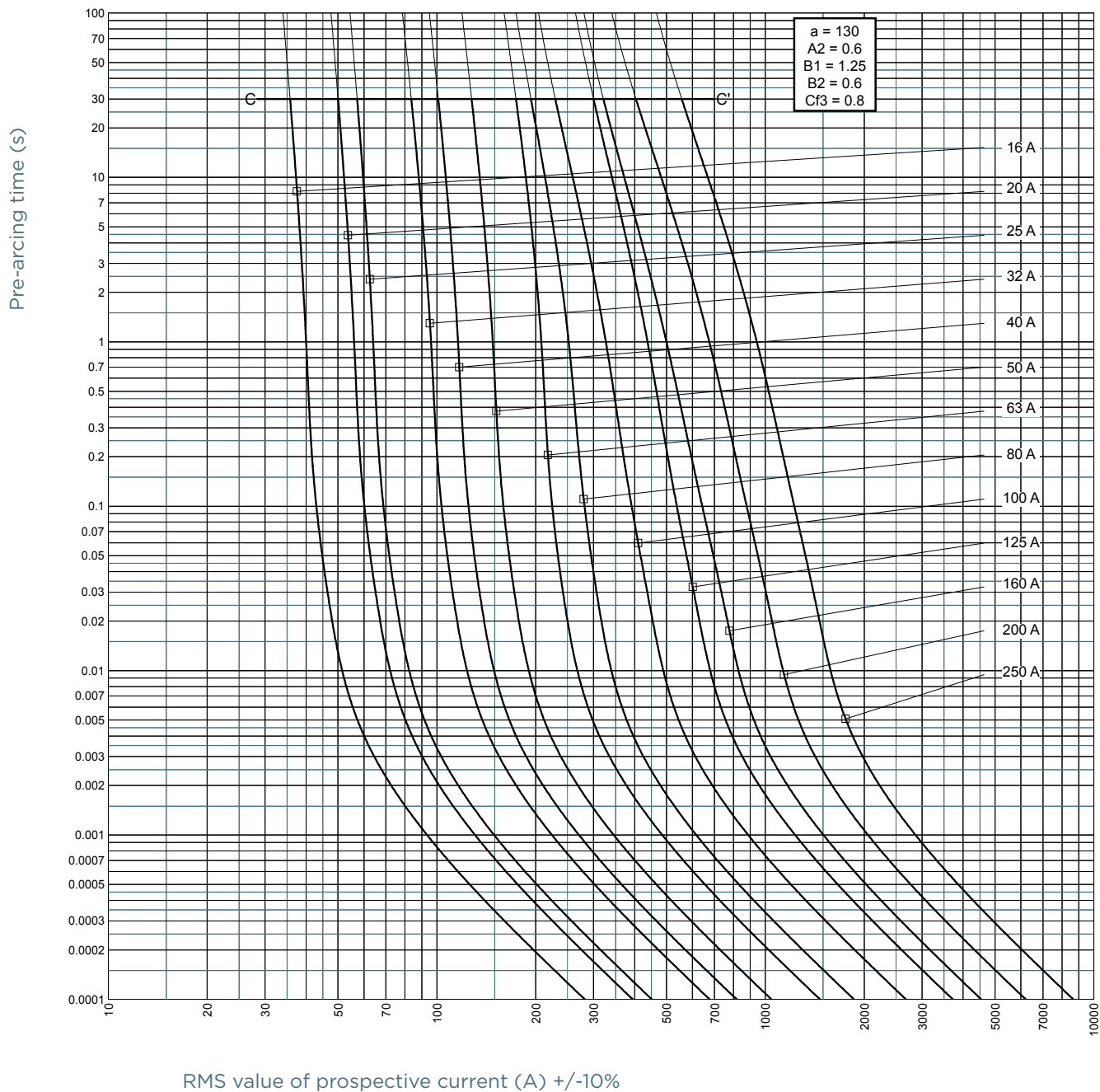
NH3UD-
69V315PV

Size 3

Catalog number	Reference number	Rated voltage AC (IEC)	Rated voltage AC (UL)	Rated current I _n	Pre-arcing I ² t	Clearing I ² t at Rated Voltage	Rated breaking capacity AC	Power dissipation at I _n	Weight	Package
NH3UD69V315PV	F320579	690 V	700 V	315 A	5240 A ² s	28.2 kA ² s	170 kA	113 W	1.05 kg	1
NH3UD69V350PV	G320580	690 V	700 V	350 A	7540 A ² s	40.6 kA ² s	170 kA	117 W	1.05 kg	1
NH3UD69V400PV	K320583	690 V	700 V	400 A	10500 A ² s	56.5 kA ² s	170 kA	130 W	1.05 kg	1
NH3UD69V450PV	M320585	690 V	700 V	450 A	15700 A ² s	84.3 kA ² s	170 kA	139 W	1.05 kg	1
NH3UD69V500PV	P320587	690 V	700 V	500 A	22200 A ² s	119 kA ² s	170 kA	150 W	1.05 kg	1
NH3UD69V550PV	Q320588	690 V	700 V	550 A	30300 A ² s	163 kA ² s	170 kA	160 W	1.05 kg	1
NH3UD69V630PV	R320589	690 V	700 V	630 A	42100 A ² s	226 kA ² s	170 kA	175 W	1.004 kg	1
NH3UD69V700PV	S320590	690 V	700 V	700 A	61700 A ² s	332 kA ² s	170 kA	200 W	1.05 kg	1
NH3UD69V800PV	T320591	690 V	700 V	800 A	88900 A ² s	478 kA ² s	170 kA	220 W	1.05 kg	1
NH3UD69V900PV	V320592	690 V	700 V	900 A	124000 A ² s	666 kA ² s	170 kA	250 W	1.05 kg	1
NH3UD69V1000PV	W320593	690 V	700 V	1000 A	178000 A ² s	959 kA ² s	170 kA	280 W	1.05 kg	1

TIME CURRENT CHARACTERISTIC CURVES

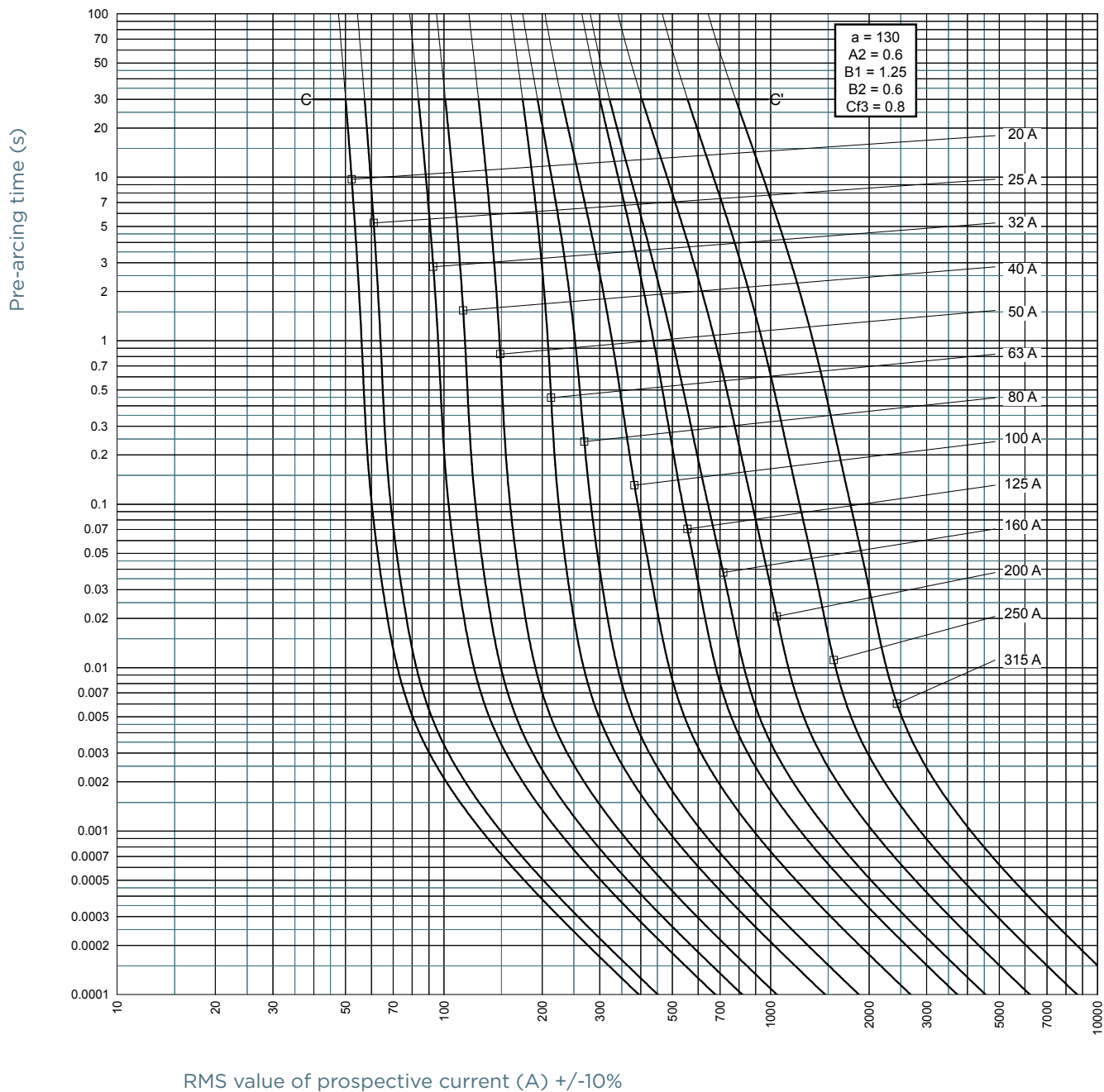
Size 000



MERSEN reserves the right to change, update or correct, without notice, any information contained in this datasheet.

TIME CURRENT CHARACTERISTIC CURVES

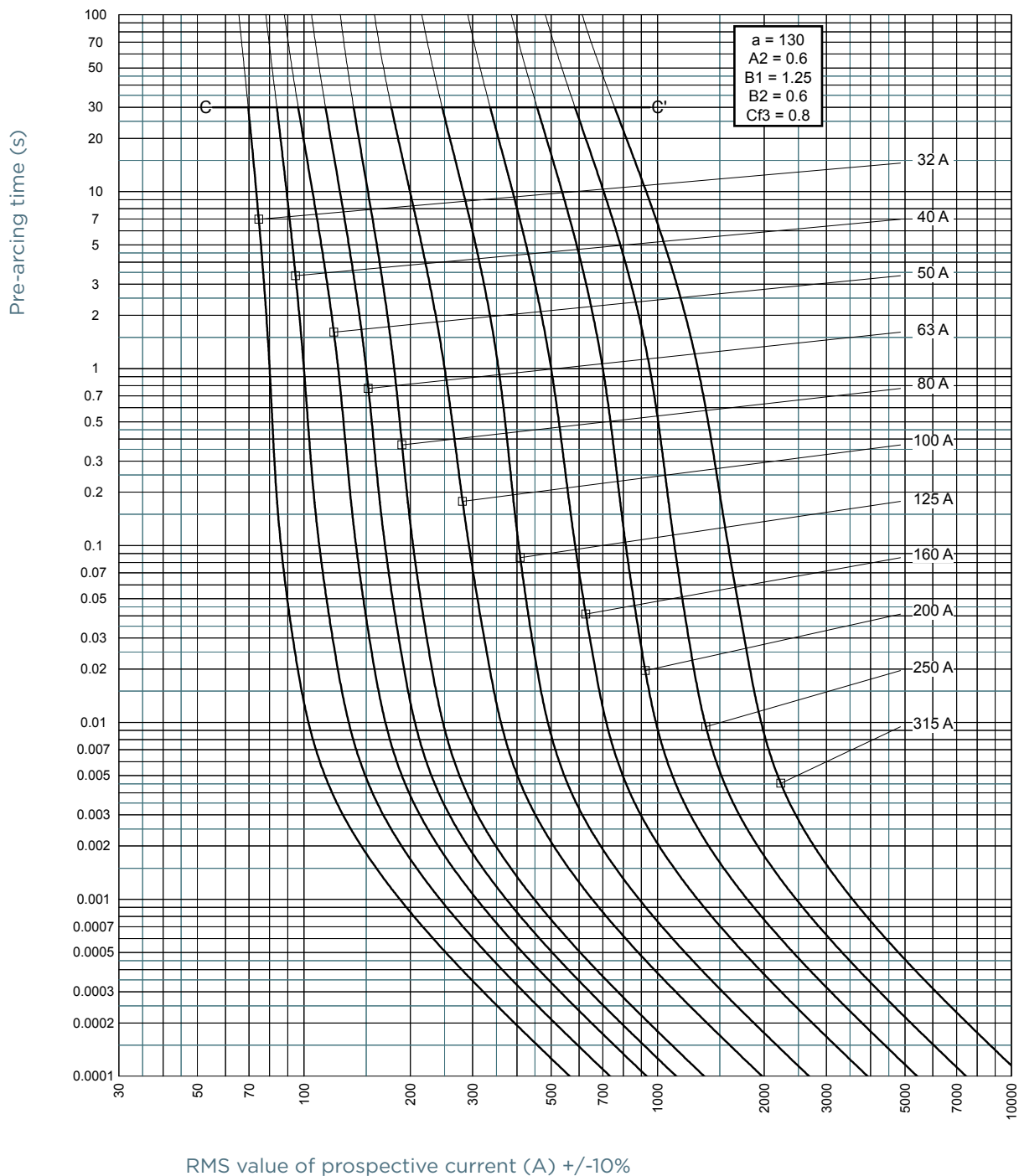
Size 00



MERSEN reserves the right to change, update or correct, without notice, any information contained in this datasheet.

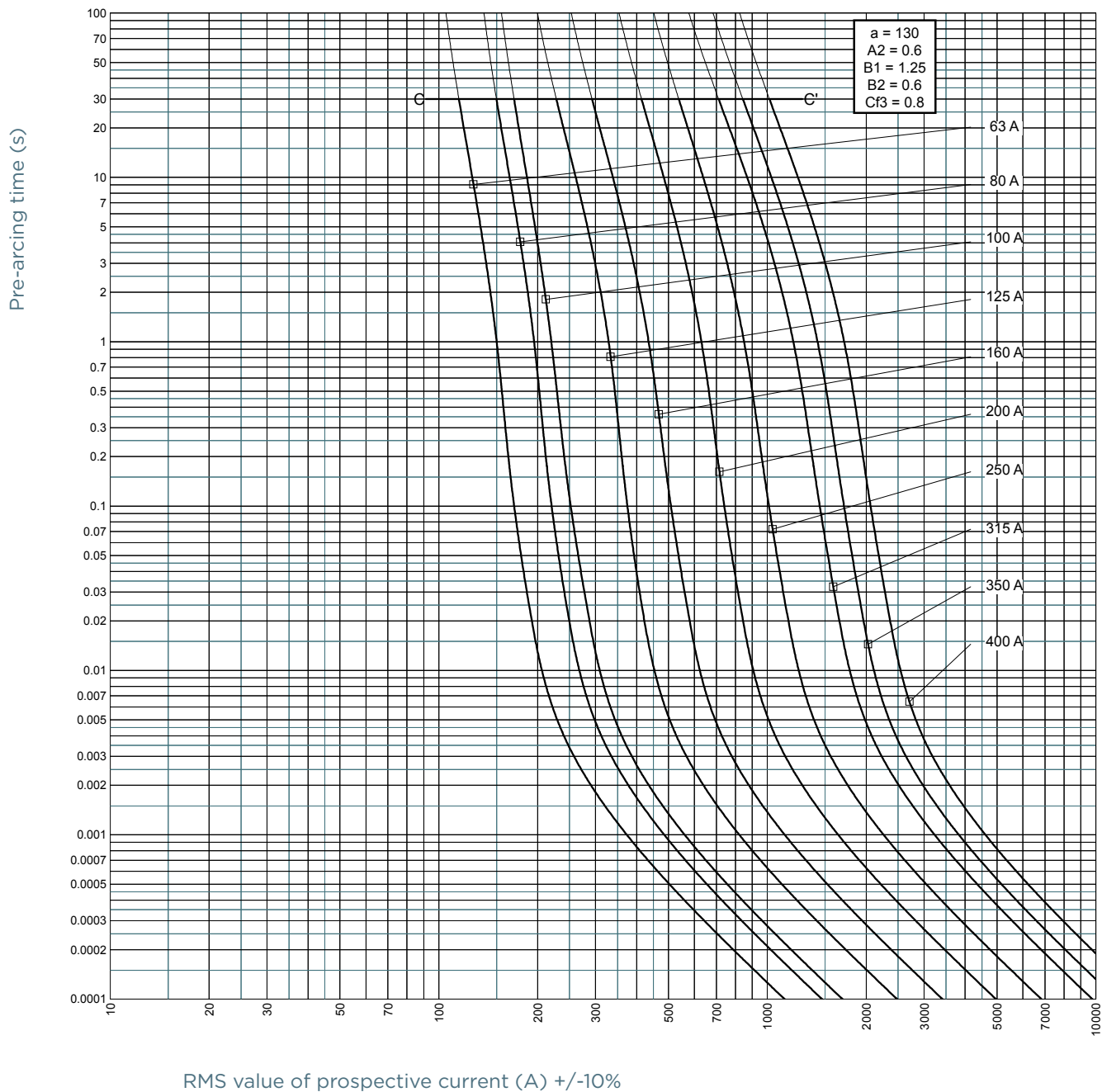
TIME CURRENT CHARACTERISTIC CURVES

Size 0



TIME CURRENT CHARACTERISTIC CURVES

Size 1



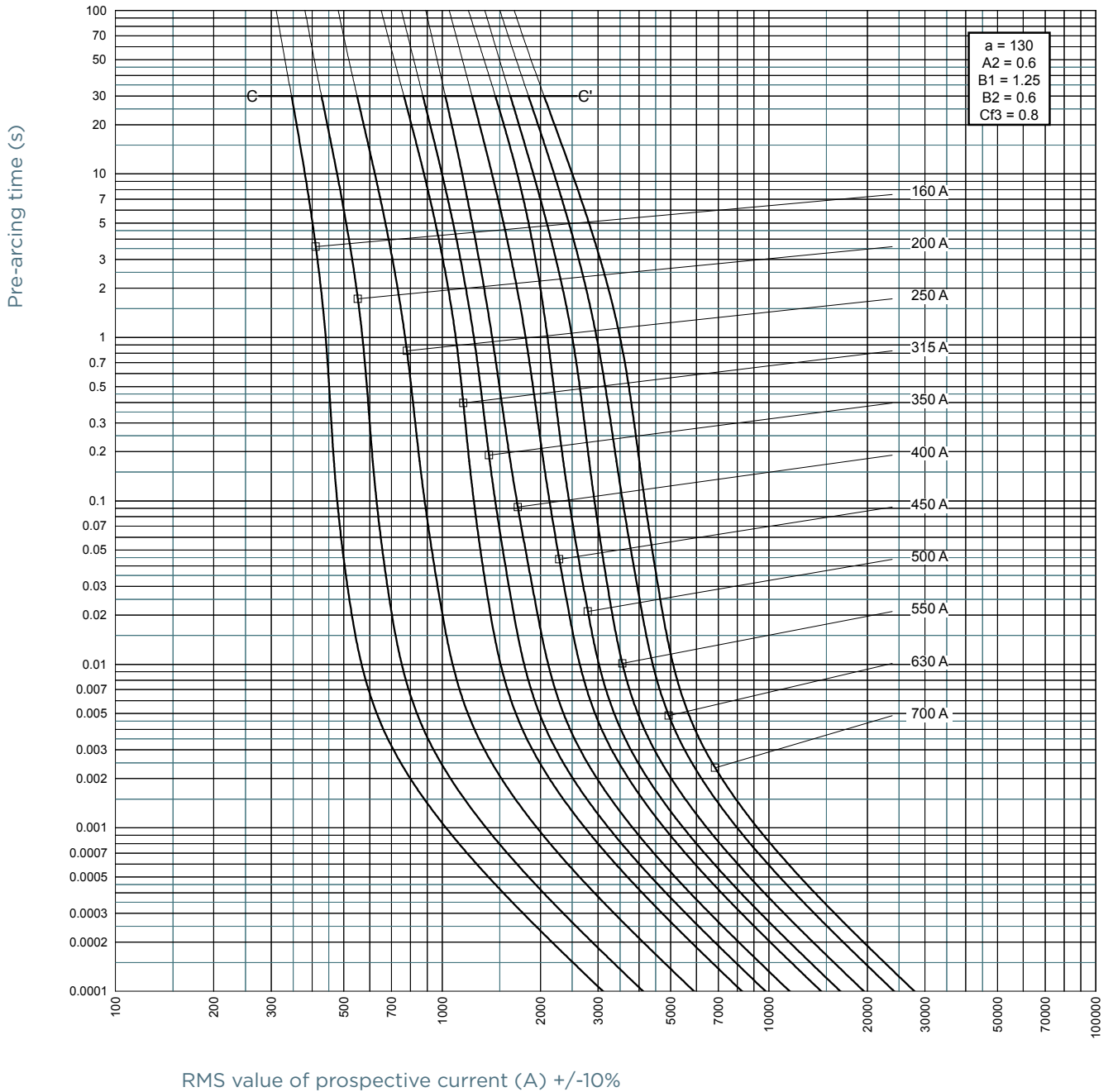
MERSEN reserves the right to change, update or correct, without notice, any information contained in this datasheet.

Protistor® size NH 000, 00, 0, 1, 2, 3 aR

690VAC (IEC) / 700VAC (UL)

TIME CURRENT CHARACTERISTIC CURVES

Size 2



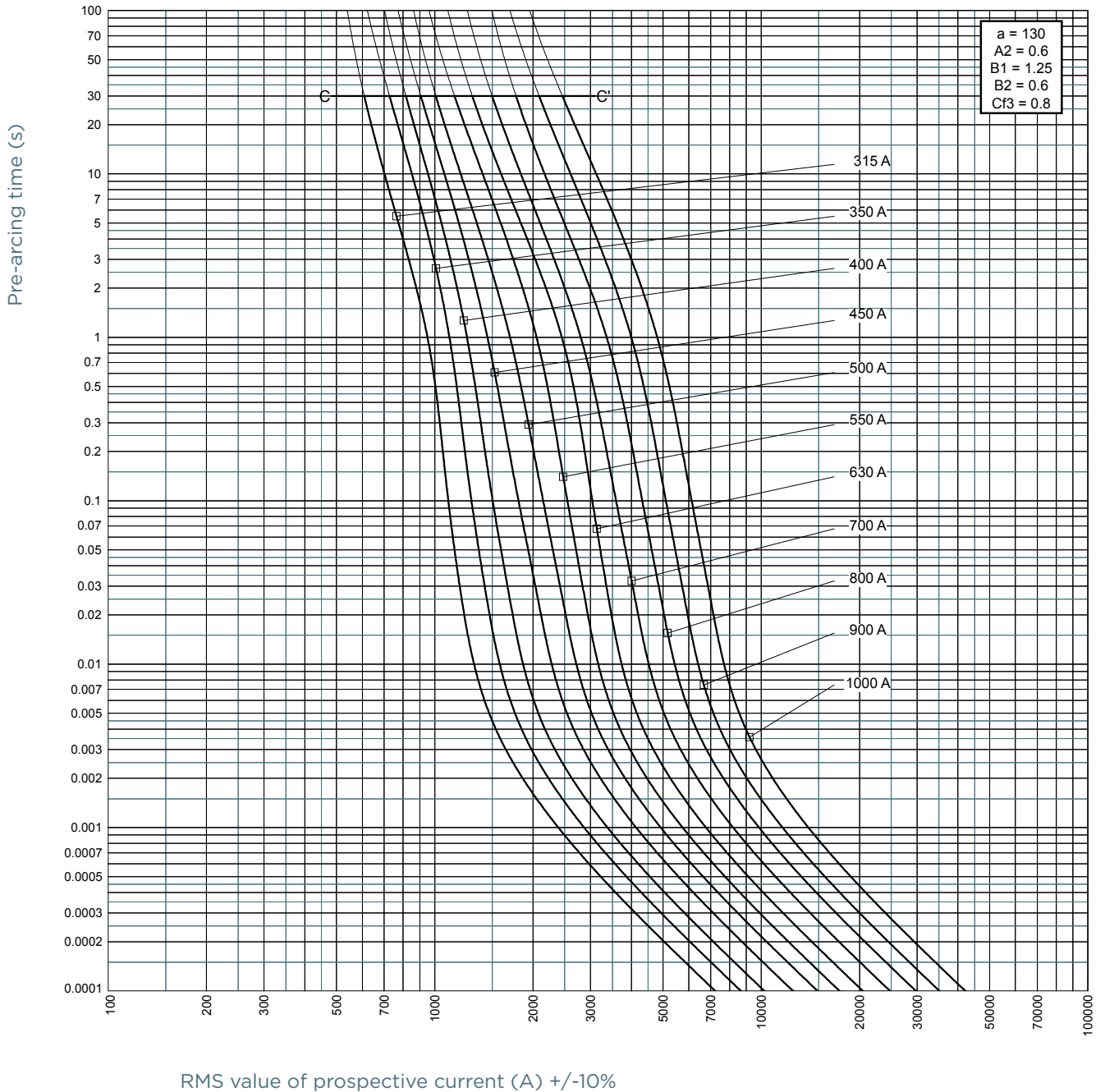
MERSEN reserves the right to change, update or correct, without notice, any information contained in this datasheet.

Protistor® size NH 000, 00, 0, 1, 2, 3 aR

690VAC (IEC) / 700VAC (UL)

TIME CURRENT CHARACTERISTIC CURVES

Size 3



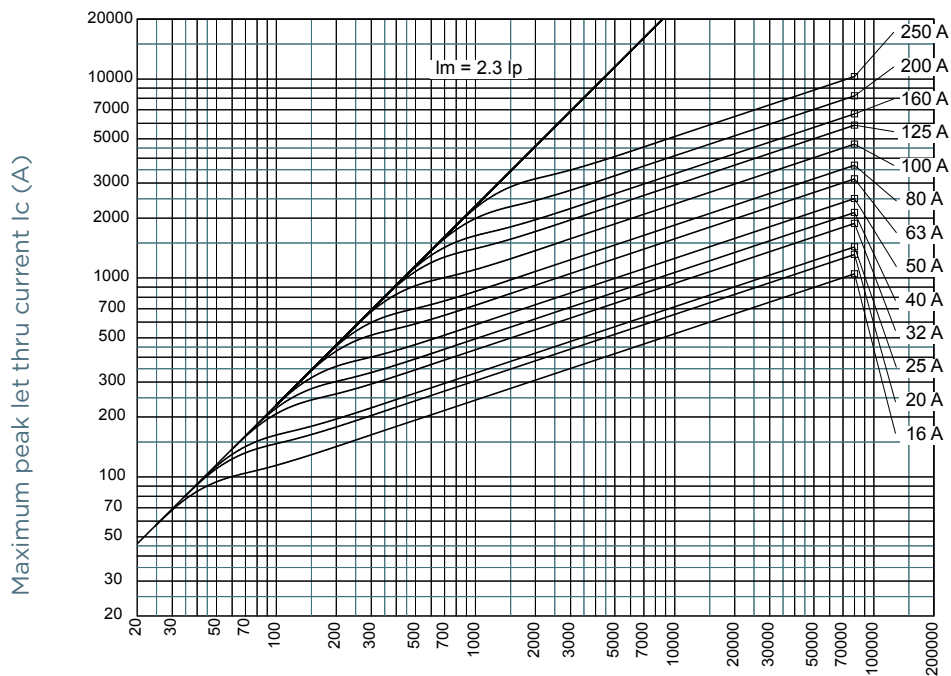
MERSEN reserves the right to change, update or correct, without notice, any information contained in this datasheet.

Protistor® size NH 000, 00, 0, 1, 2, 3 aR

690VAC (IEC) / 700VAC (UL)

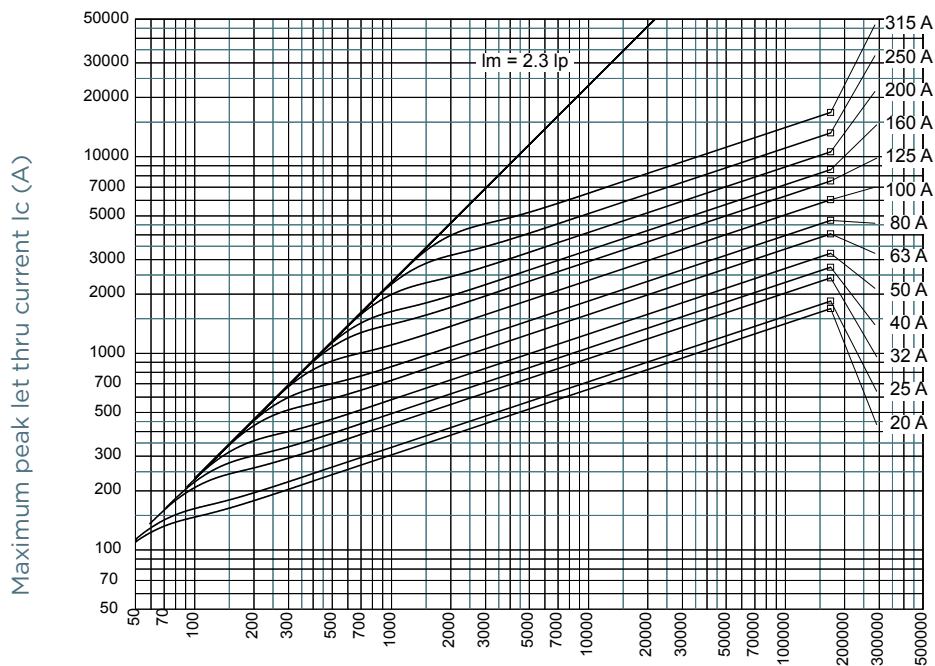
CUT-OFF CURRENT CHARACTERISTIC

Size 000



50 Hz RMS symmetrical prospective current I_p (A)

Size 00



50 Hz RMS symmetrical prospective current I_p (A)

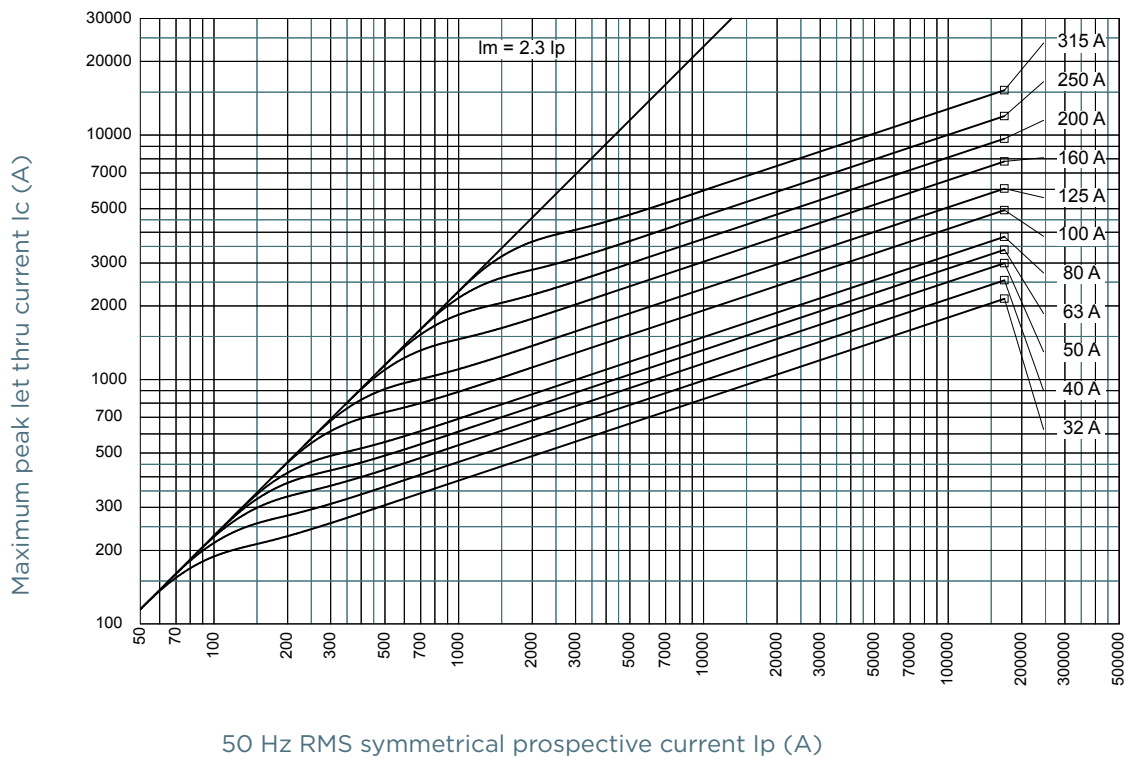
MERSEN reserves the right to change, update or correct, without notice, any information contained in this datasheet.

Protistor® size NH 000, 00, 0, 1, 2, 3 aR

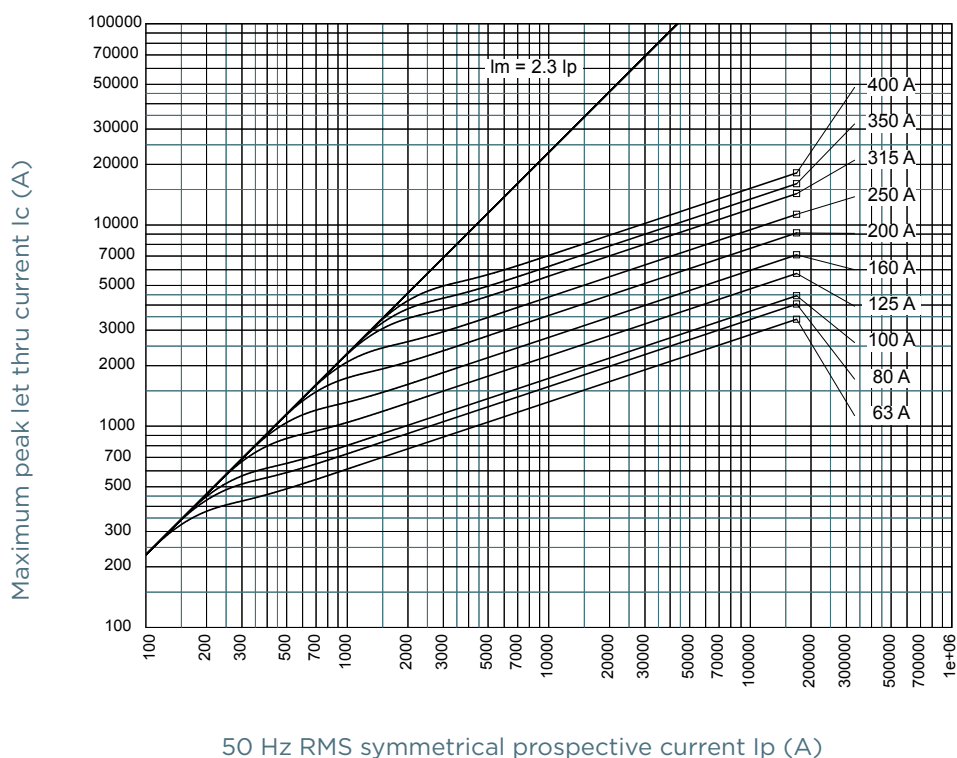
690VAC (IEC) / 700VAC (UL)

CUT-OFF CURRENT CHARACTERISTIC

Size 0



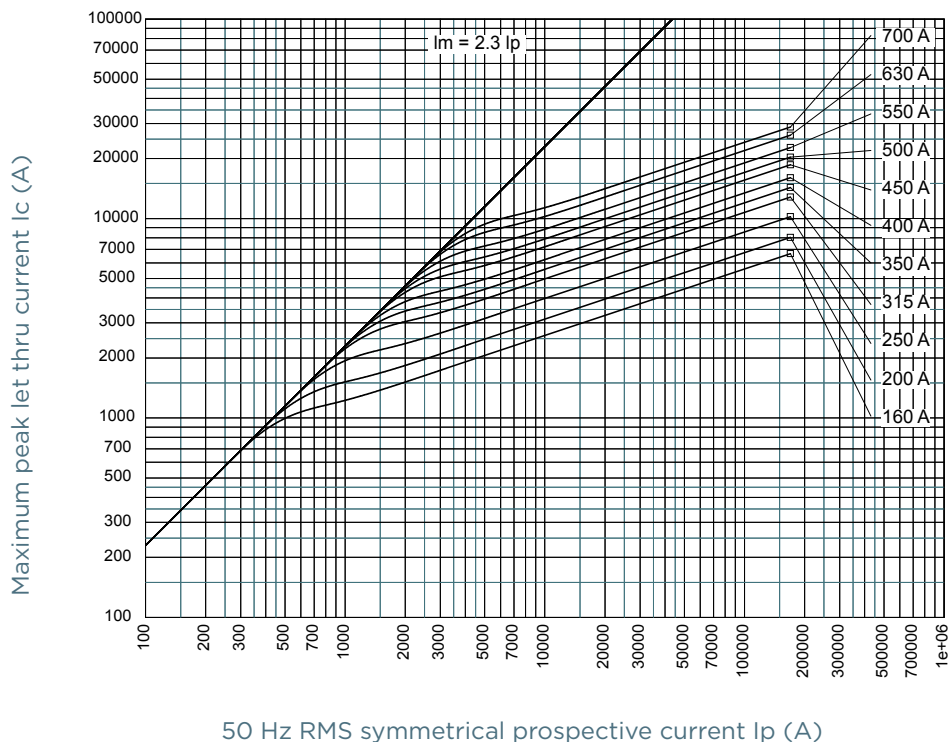
Size 1



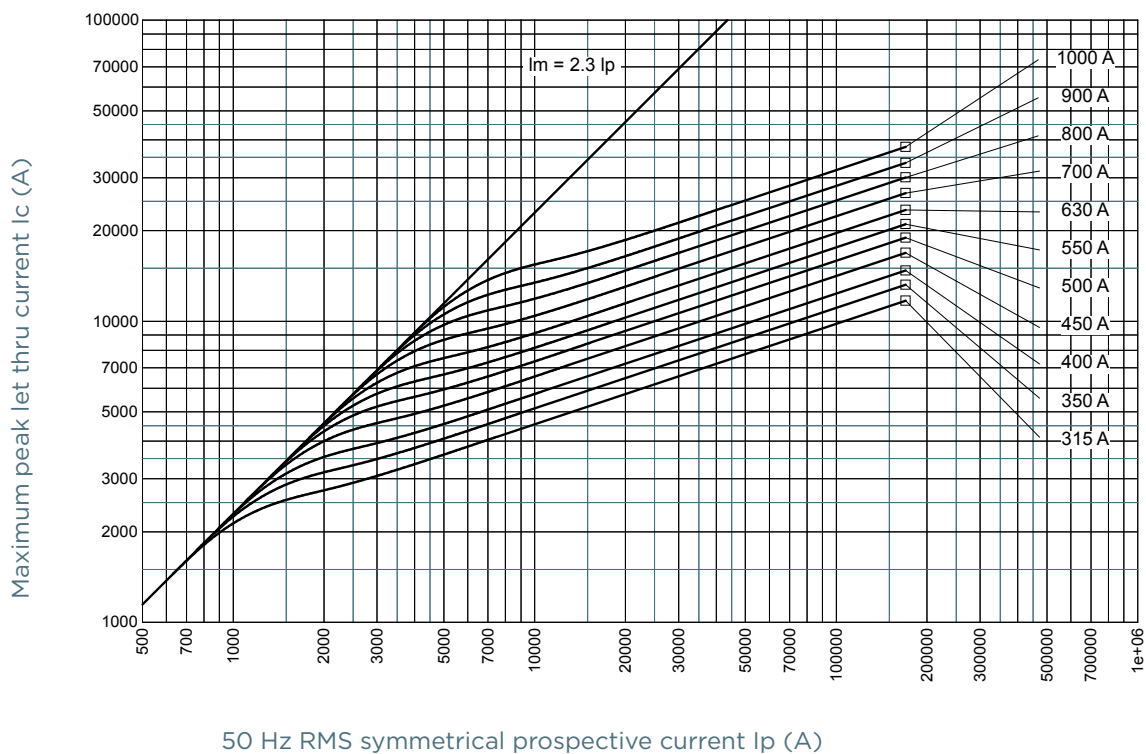
MERSEN reserves the right to change, update or correct, without notice, any information contained in this datasheet.

CUT-OFF CURRENT CHARACTERISTIC

Size 2

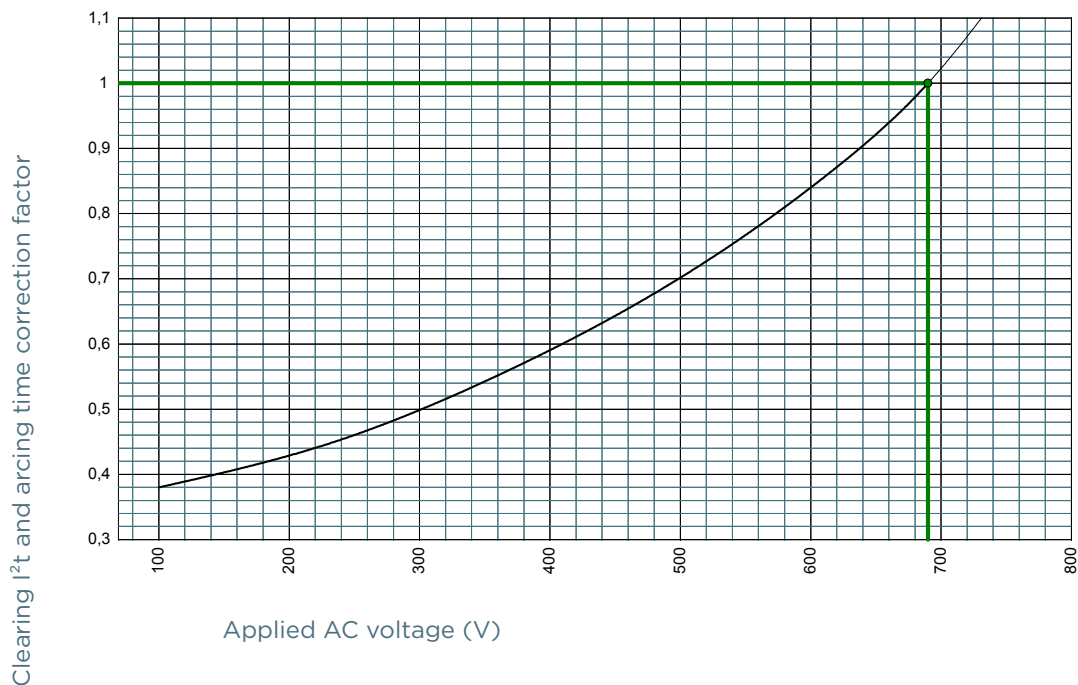


Size 3

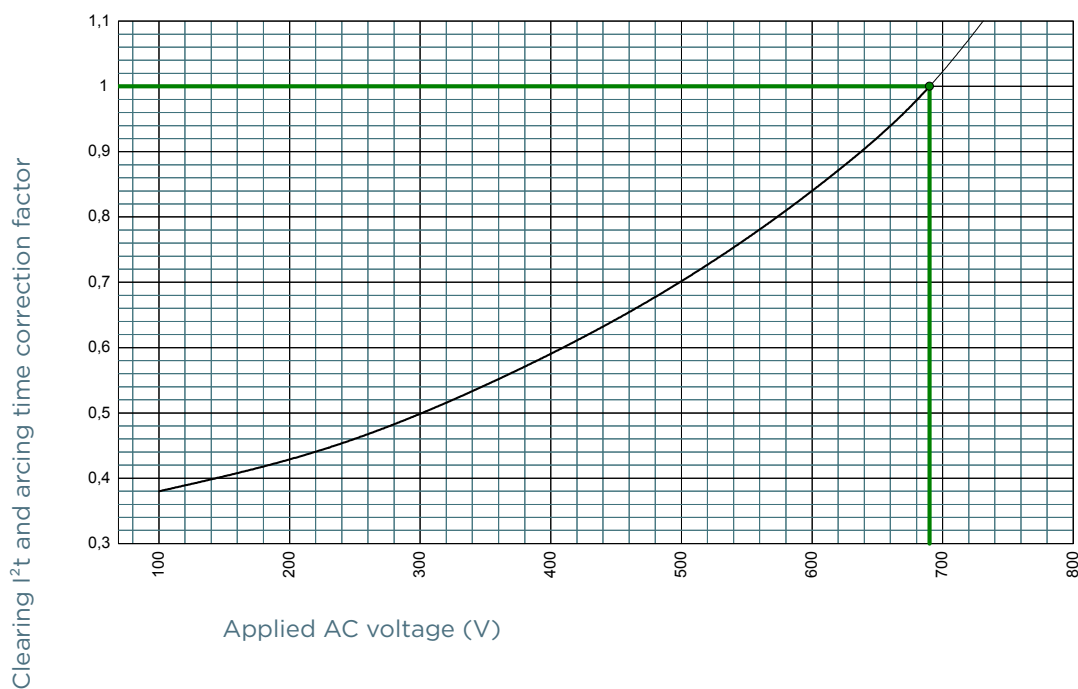


I²T MULTIPLIER COEFFICIENT

Size 000

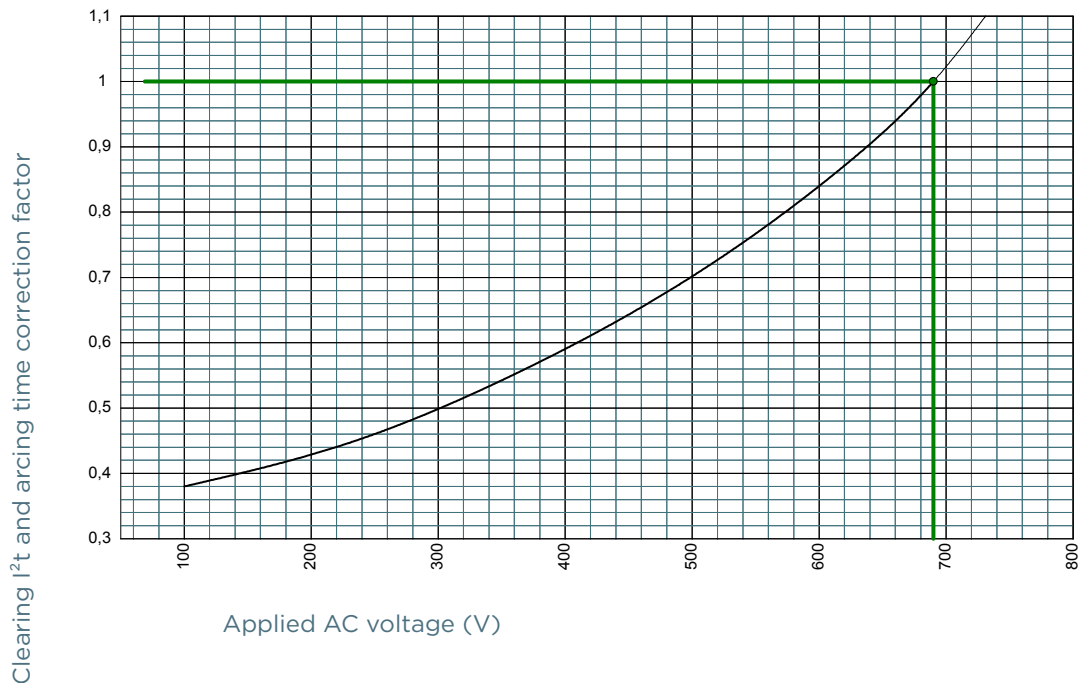


Size 00

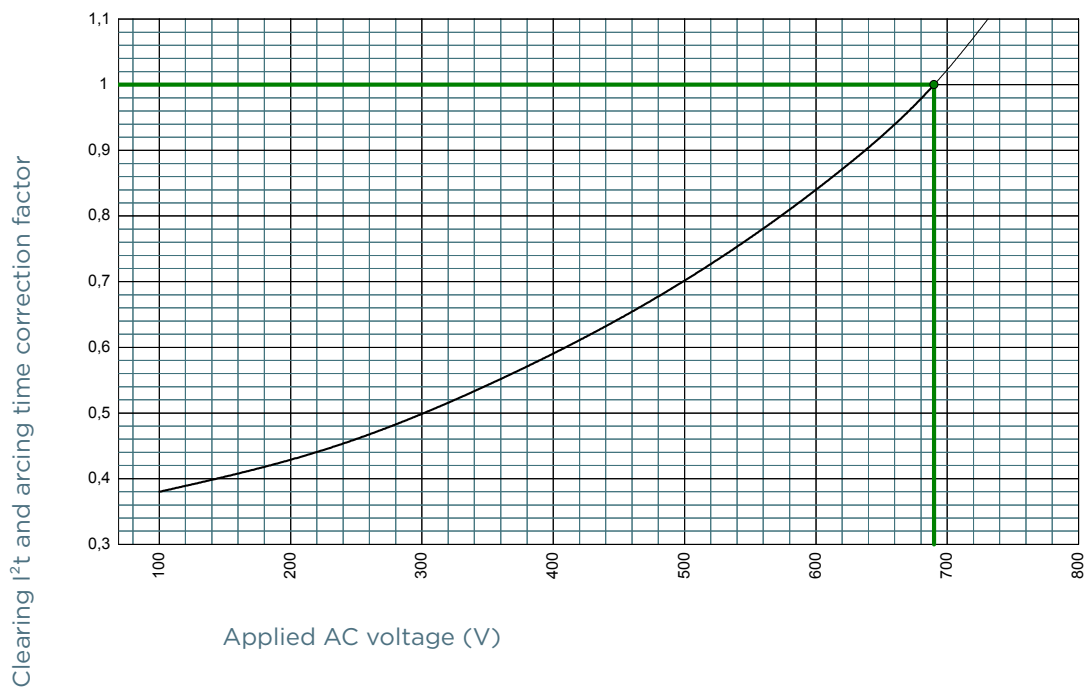


I²T MULTIPLIER COEFFICIENT

Size 0

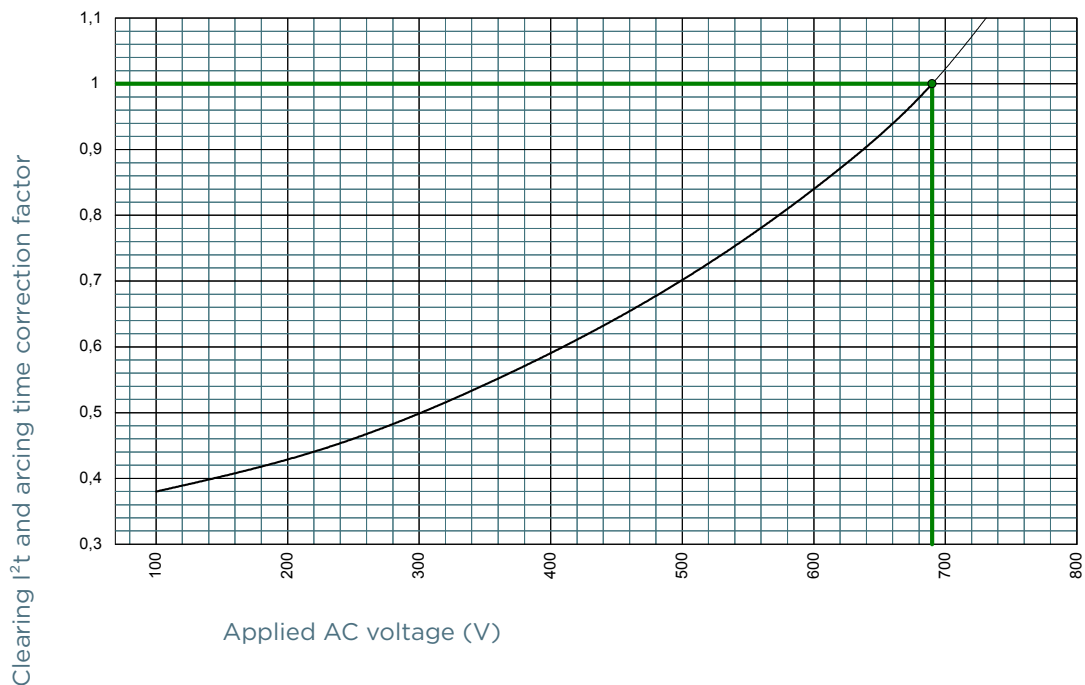


Size 1

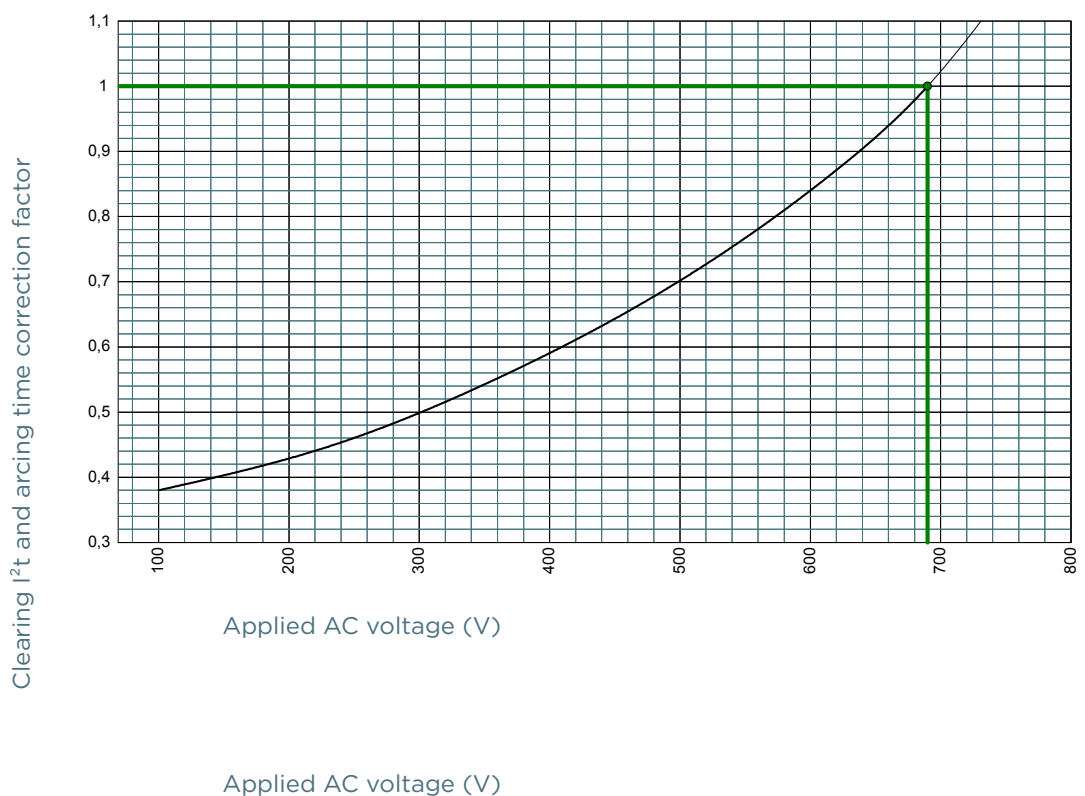


I²T MULTIPLIER COEFFICIENT

Size 2



Size 3

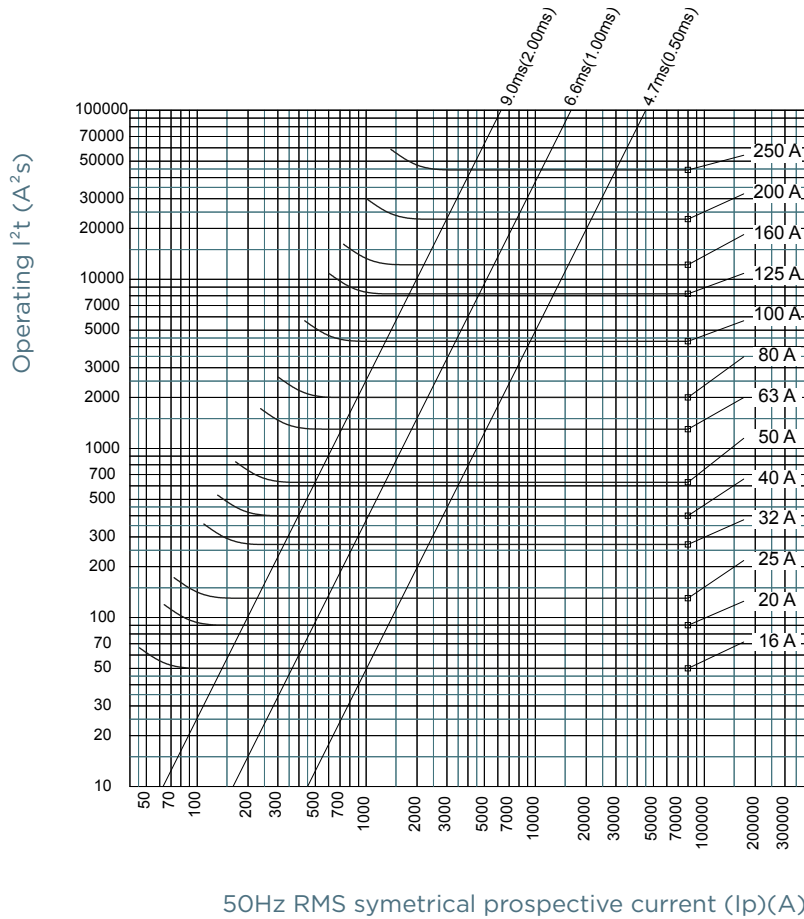


Protistor® size NH 000, 00, 0, 1, 2, 3 aR

690VAC (IEC) / 700VAC (UL)

CHARACTERISTICS TOTAL I²T CURVE

Size 000



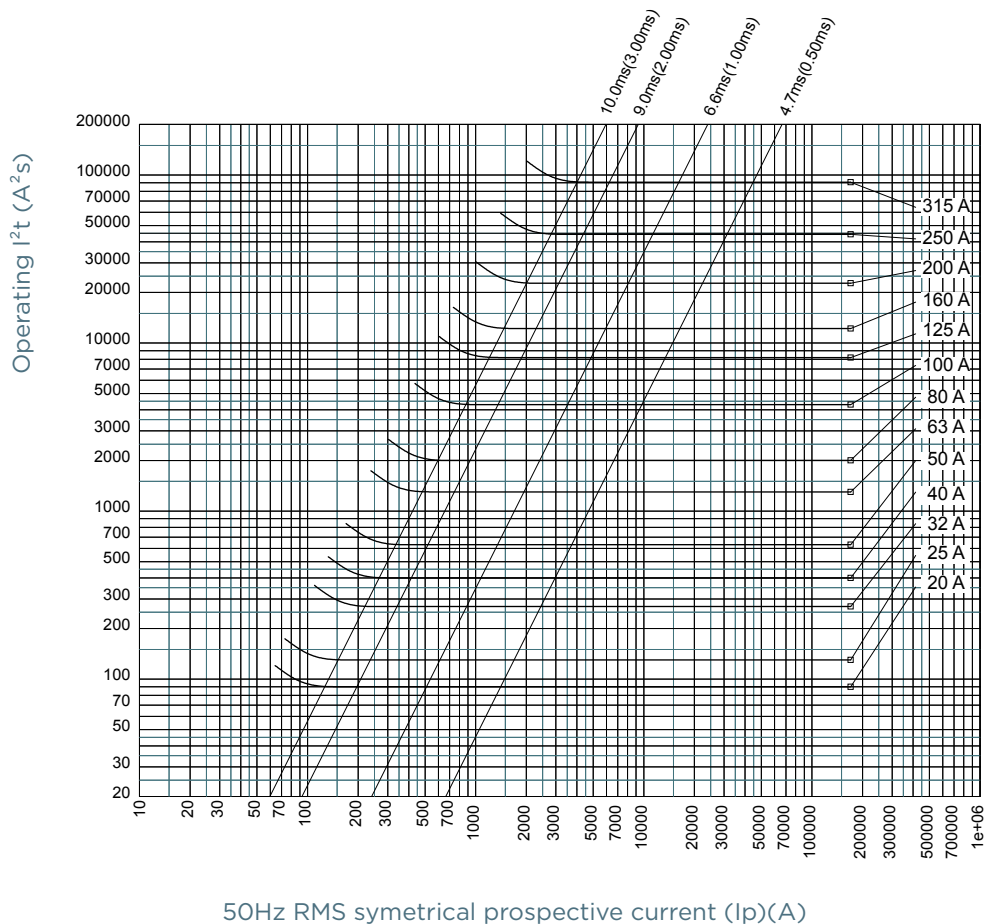
50Hz RMS symmetrical prospective current (Ip)(A)

Protistor® size NH 000, 00, 0, 1, 2, 3 aR

690VAC (IEC) / 700VAC (UL)

CHARACTERISTICS TOTAL I²T CURVE

Size 00



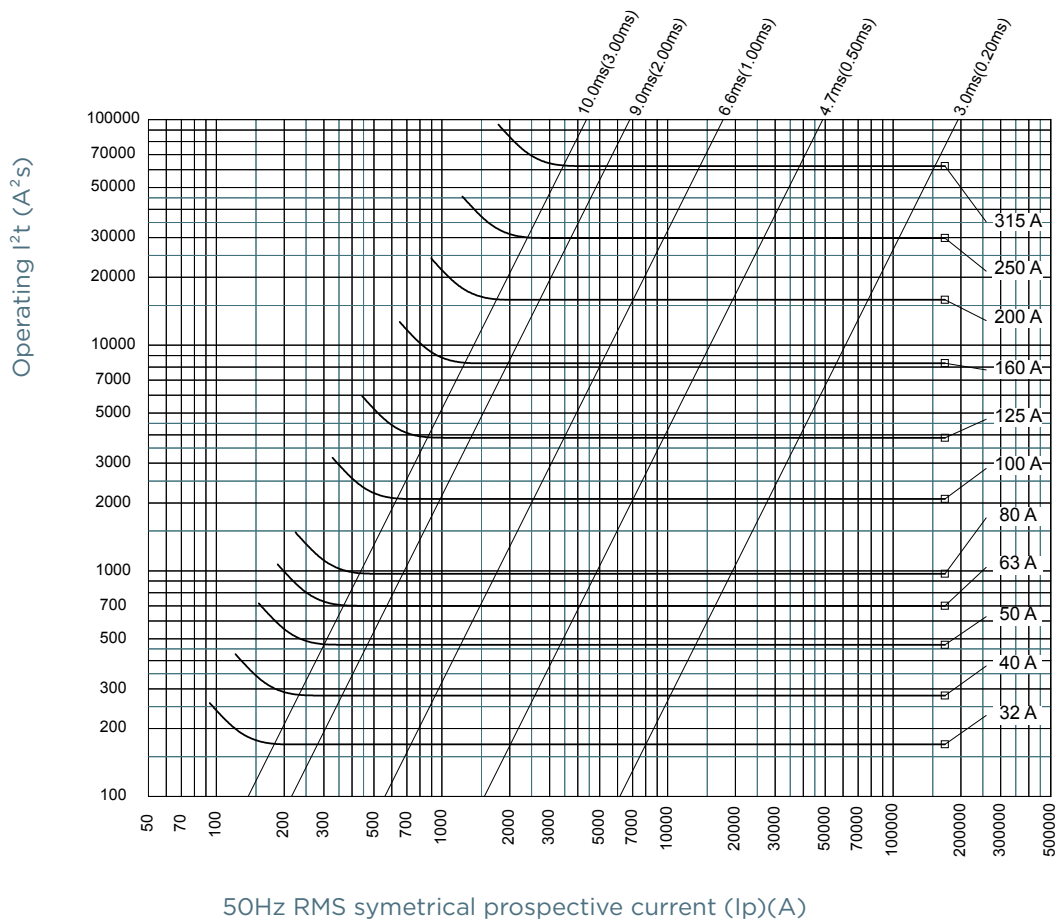
MERSEN reserves the right to change, update or correct, without notice, any information contained in this datasheet.

Protistor® size NH 000, 00, 0, 1, 2, 3 aR

690VAC (IEC) / 700VAC (UL)

CHARACTERISTICS TOTAL I²T CURVE

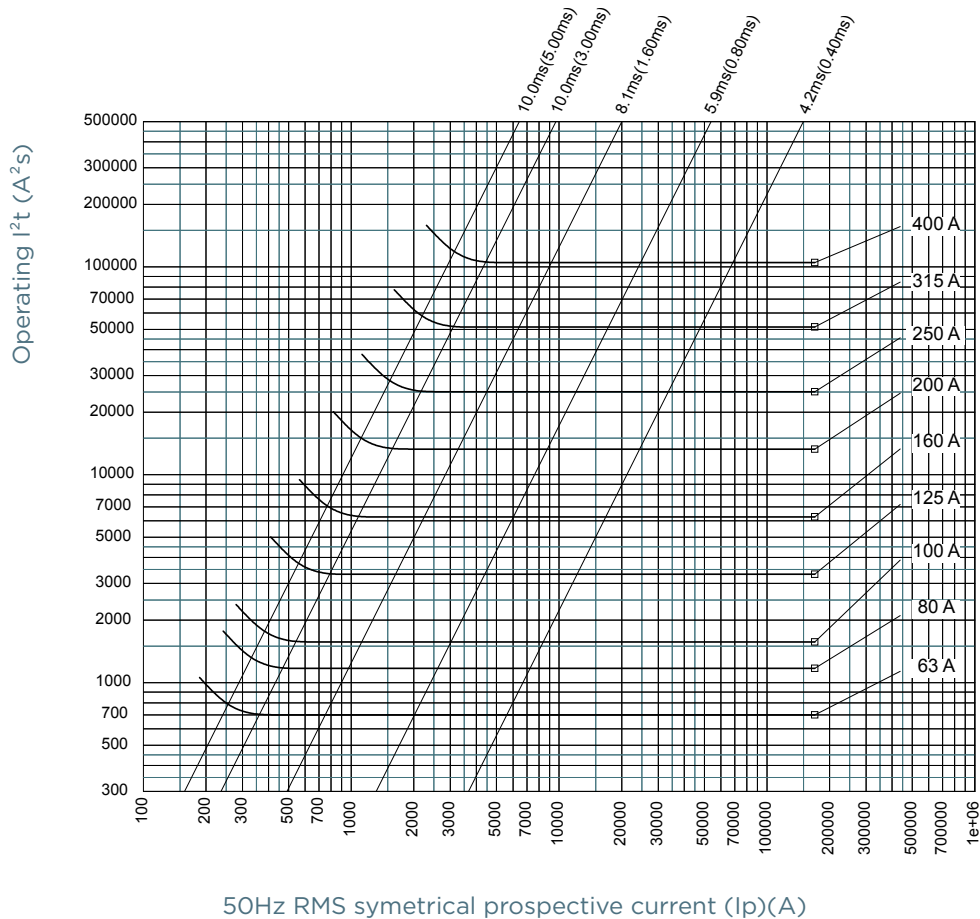
Size 0



MERSEN reserves the right to change, update or correct, without notice, any information contained in this datasheet.

CHARACTERISTICS TOTAL I²T CURVE

Size 1

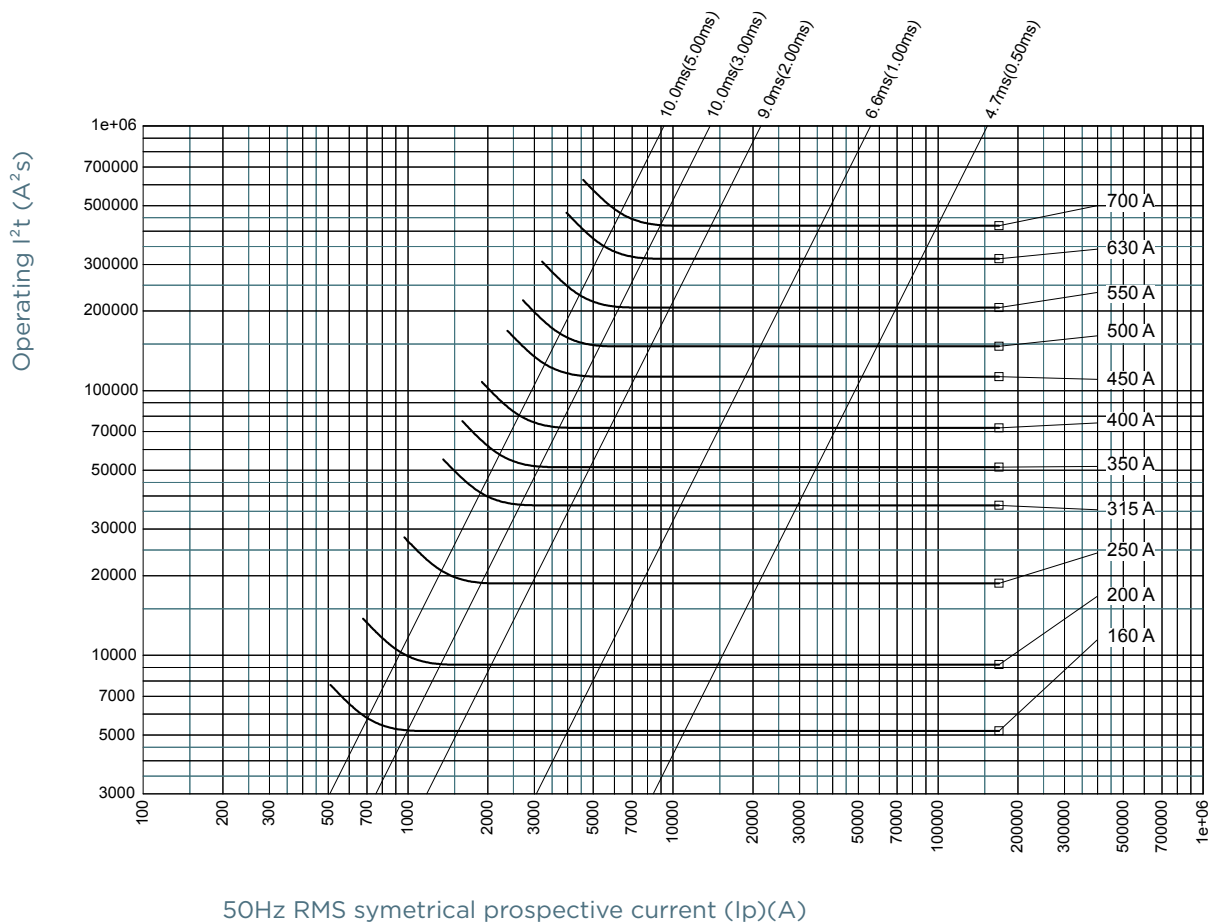


Protistor® size NH 000, 00, 0, 1, 2, 3 aR

690VAC (IEC) / 700VAC (UL)

CHARACTERISTICS TOTAL I²T CURVE

Size 2



50Hz RMS symmetrical prospective current (Ip)(A)

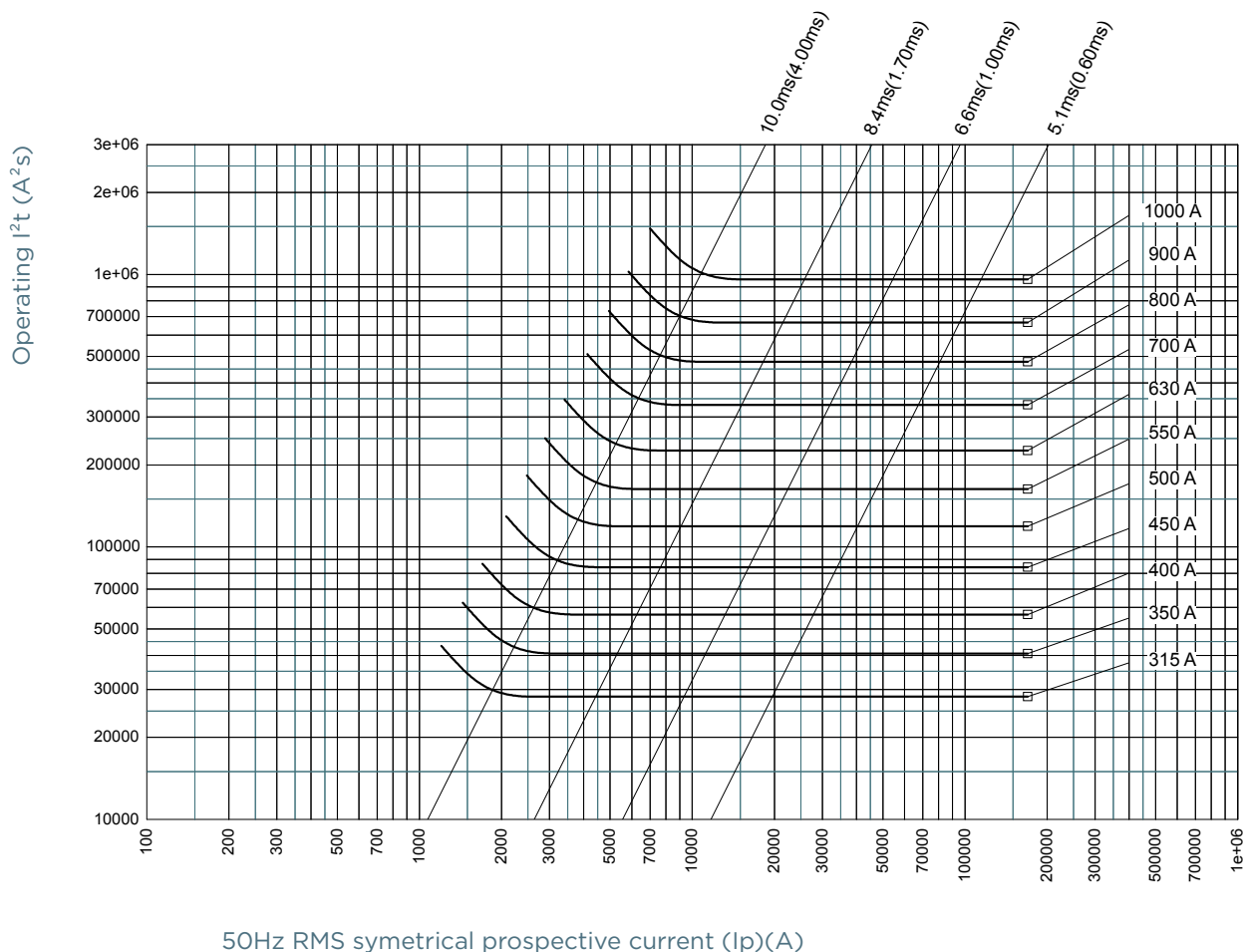
MERSEN reserves the right to change, update or correct, without notice, any information contained in this datasheet.

Protistor® size NH 000, 00, 0, 1, 2, 3 aR

690VAC (IEC) / 700VAC (UL)

CHARACTERISTICS TOTAL I²T CURVE

Size 3



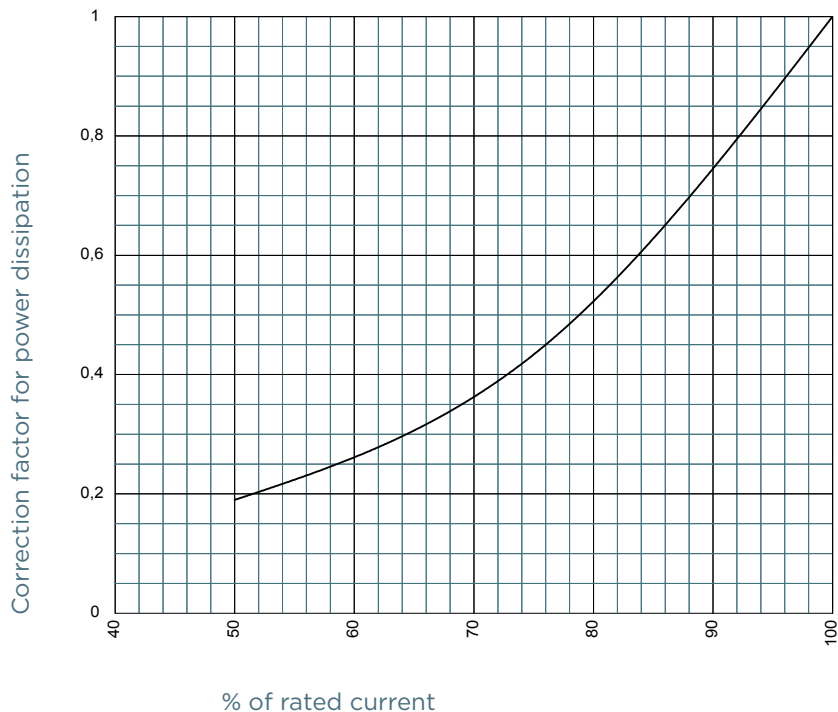
MERSEN reserves the right to change, update or correct, without notice, any information contained in this datasheet.

Protistor® size NH 000, 00, 0, 1, 2, 3 aR

690VAC (IEC) / 700VAC (UL)

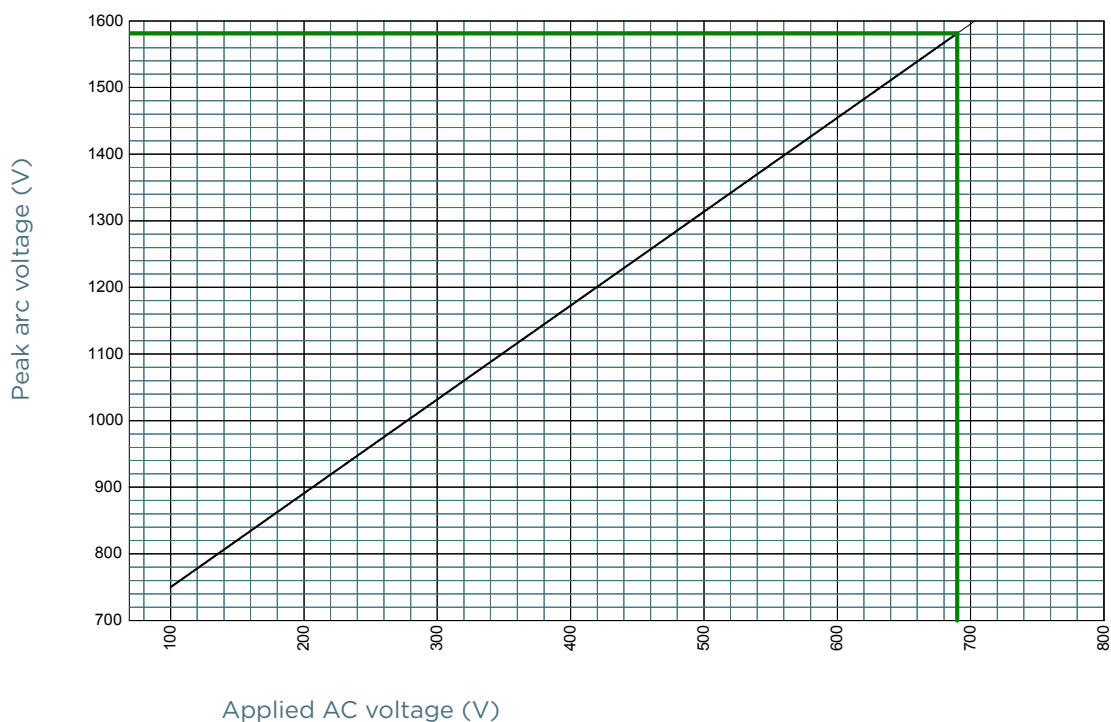
POWER DISSIPATION

Sizes 000, 00, 0, 1, 2, 3



PEAK ARC VOLTAGE

Size 000



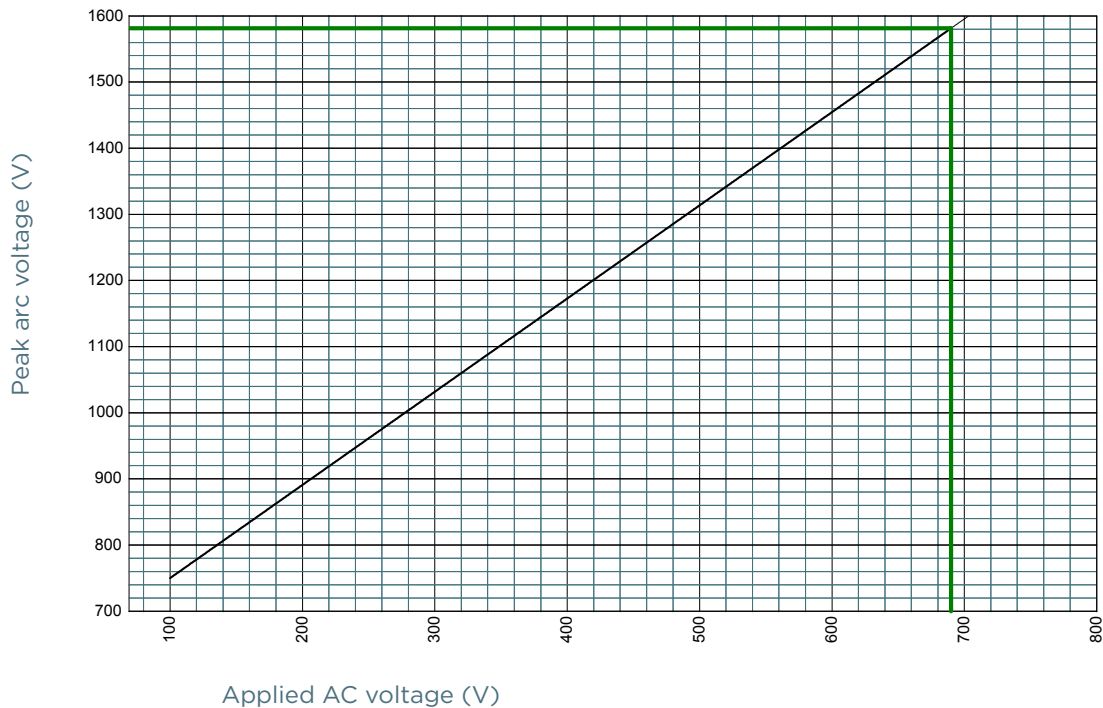
MERSEN reserves the right to change, update or correct, without notice, any information contained in this datasheet.

Protistor® size NH 000, 00, 0, 1, 2, 3 aR

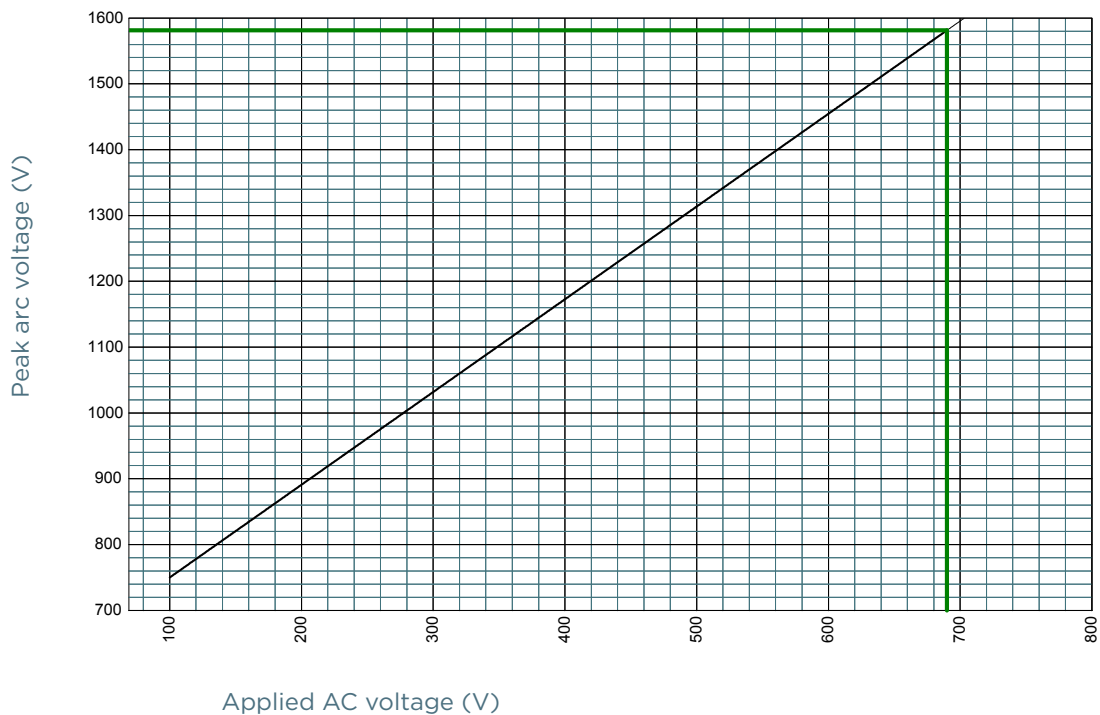
690VAC (IEC) / 700VAC (UL)

PEAK ARC VOLTAGE

Size 00



Size 0



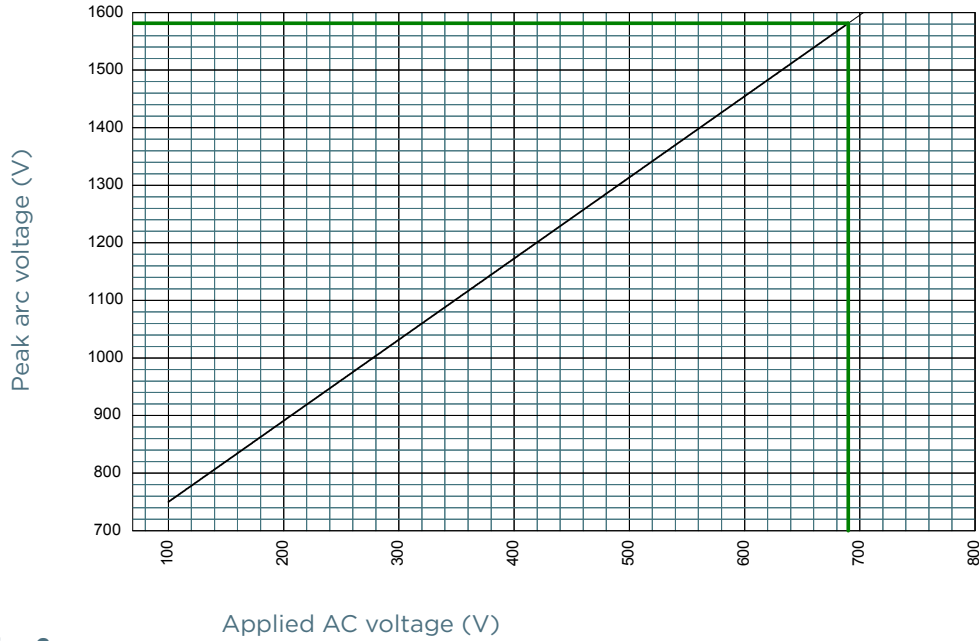
MERSEN reserves the right to change, update or correct, without notice, any information contained in this datasheet.

Protistor® size NH 000, 00, 0, 1, 2, 3 aR

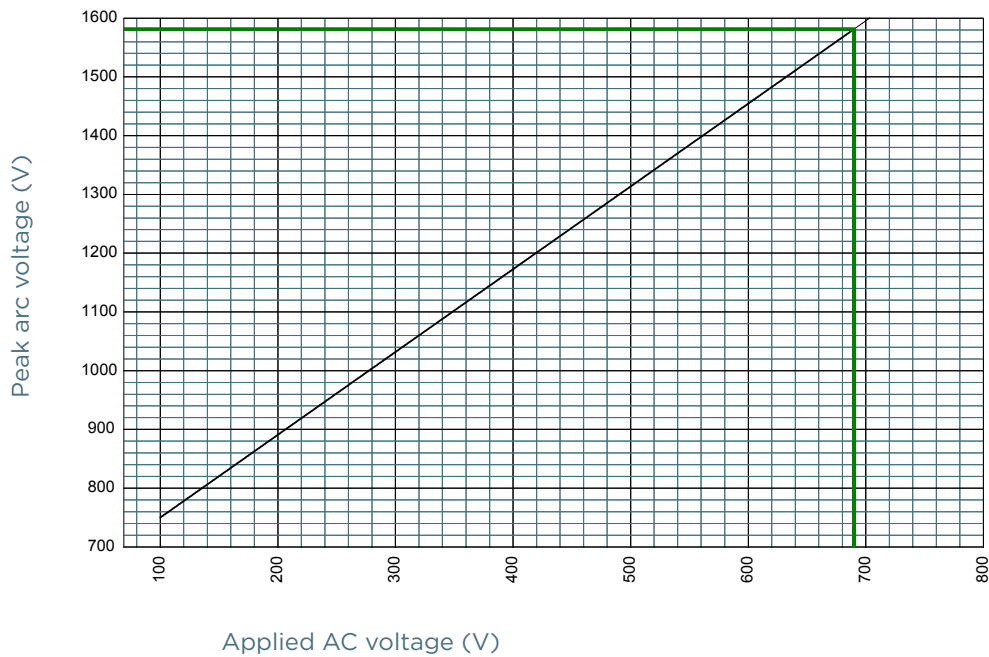
690VAC (IEC) / 700VAC (UL)

PEAK ARC VOLTAGE

Size 1



Size 2



MERSEN reserves the right to change, update or correct, without notice, any information contained in this datasheet.

Protistor® size NH 000, 00, 0, 1, 2, 3 aR

690VAC (IEC) / 700VAC (UL)

PEAK ARC VOLTAGE

Size 3

